

THE GREEN PAGES OF CONSTRUCTION CHEMICALS

KÖSTER
Waterproofing Systems

Complete product range

Edition 2017 / 2018

NOW WITH
ADDITIONAL
INDEX INCLUDED!

KÖSTER
KD 2 Blitz

*Internal sealing
against pressurised
water from the
negative side*



EDITORIAL

The KÖSTER BAUCHEMIE AG has specialized in high quality waterproofing systems since 1982. Our extensive experience at home in Germany and around the world has enabled us to constantly develop new ideas in order to best serve our customers with the most innovative solutions on the market.

In 2016, our company saw a change in management. My brother and company founder, Johann J. Köster, retired as managing director and became chairman of the supervisory board. Meanwhile, I was appointed as CEO and joined by new managing director Jens Briese.



Nevertheless, the “Green Pages of Construction Chemicals” has remained our most important communication tool and is an essential reference for many architects, engineers, and applicators in their daily work. That’s why we update the Green Pages every year in order to provide you with the most up-to-date information in the area of waterproofing.

Our company catalogue is conveniently sorted by field of application. Each chapter contains a complete list of products as well as graphics showing typical solutions. Thus whether you are planning a project or looking to solve a waterproofing problem on the construction site, you can find the optimal solution together with the right products both easily and quickly.

As always, our consultants are available for assistance at any time so please don’t hesitate to contact us. Simply visit our website www.koster.eu for further information and to find your local sales representative!

With best regards from Aurich,

Dr. Dieter Köster
KÖSTER BAUCHEMIE AG

The fastest way to your waterproofing products – the KÖSTER distribution channel

A one-stop-shop for product guidance and delivery service

KÖSTER systems and products stand out due to their exceptionally easy and user-friendly application. Nonetheless, technical solutions require technical explanations. That’s why we offer comprehensive trainings and technical consultation in order to ensure appropriate application. Our distribution network is based on a worldwide system of experienced technical consultants who serve as your first contact for technical questions and the delivery of our products – if required, even directly to your construction site.

How to reach your contact person

If you are not yet a KÖSTER customer, please contact our international department for more information – everything necessary will be arranged immediately. Alternatively, all relevant information and contact details of the technical consultant in charge of your area are available on the internet:.

Email: info@koster.eu

Website: www.koster.eu

CONTENT

4 The Company

7 Fields of application for KÖSTER waterproofing systems and products

Waterproofing System	8
Restoration of masonry	37
Injection Systems	49
Concrete protection and repair	69
Self leveling underlayments	77
Coatings	82
Joint sealing	98
Wet room waterproofing	107
Façade protection and paints	111
Roofing membranes, roof waterproofing	115
Accessories	124

128 Index

The information contained in this catalogue are non-binding and do not release persons in charge from their responsibility for the correct planning, application under consideration of the specific conditions of the construction site and for the final results of the construction process. The valid standards for testing and installation, acknowledged rules of technology as well as our technical guidelines have to be adhered to at all times.



KÖSTER
Waterproofing Systems

KÖSTER: More than 30 years of waterproofing experience

KÖSTER BAUCHEMIE AG has specialized in waterproofing products and systems for decades. These systems protect and preserve buildings and structures worldwide.

Whether the subject is the restoration of historic buildings, waterproofing new buildings, restoration of masonry, waterproofing of wet basements, roofs or façades: with our comprehensive product range we have the optimal solution.

Efficient and effective waterproofing – systems around the globe

KÖSTER waterproofing systems and products are applied worldwide. The headquarters with the main production facilities in Aurich, Germany and subsidiaries in Bulgaria, China, Croatia, India, Japan, the Netherlands, Poland, Portugal, Turkey, the UK and the USA supply the sales channels worldwide. A large network of agencies and distribution centers in Germany, Europe and overseas guarantees that KÖSTER products are where they are needed shortly after they are ordered.



Environmentally friendly products of the highest quality

The KÖSTER BAUCHEMIE AG invests a lot of time and effort in the research and development of new waterproofing systems and products. As a responsible manufacturer, KÖSTER BAUCHEMIE AG places great value on preserving the environment by developing and producing environmentally friendly products through resource saving production.

Test certificates and regular monitoring by third party laboratories confirm the high quality of KÖSTER waterproofing systems.



Our experienced technical consultants support architects, building owners and applicators with advice and practical help.



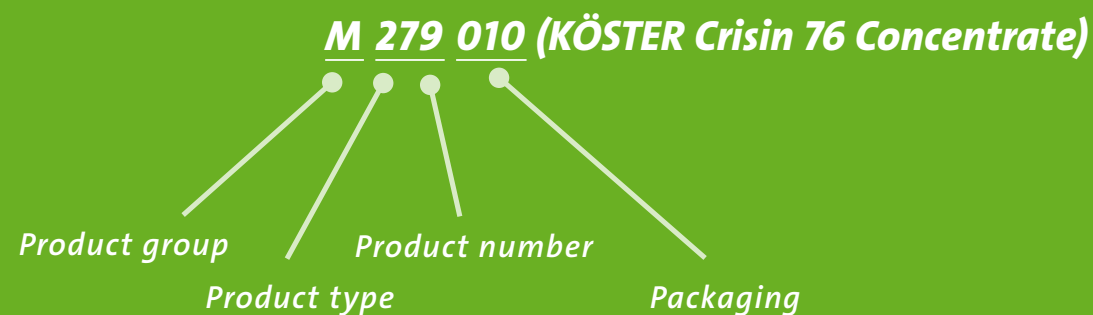
Every product reflects state of the art technology and is subject to stringent quality controls.

Your reliable partner in construction

The distribution of our products via technical consultants ensures that applicators receive the support they need in order to apply our products effectively and properly. Waterproofing systems from KÖSTER – you can rely on them!

From professionals for professionals: Products from KÖSTER BAUCHEMIE AG have been developed and produced to prove their value at all times during professional applications – optimized for on-site use and easy to apply with short, time saving application and curing times.

The article number system explained in brief:



Article numbers are sorted according to field of application. As a result, product groups include complete systems for the respective field of application. For example, the product group “IN” (injection) not only includes injection resins but also associated injection packers, injection pumps, spare parts and tools. This makes finding products easy.

Additionally, the Green Pages are no longer split into two parts with the first half covering fields of application and the second half composed of product descriptions. Instead, product descriptions and an overview of corresponding fields of application have been combined together and are separated by section. For instance, the first section, waterproofing, distinguished by a capital “W”, features all waterproofing products followed by fields of application in waterproofing such as external/ internal basement waterproofing and the waterproofing of tanks and pipes.

The article numbers have the following structure:

M 279 010 (KÖSTER Crisin 76 Concentrate)

The M stands for “Masonry” and represents the field of application restoration of masonry and anti-mold systems. A complete list of all fields of application is listed on the following page.

M 279 010 (KÖSTER Crisin 76 Concentrate)

The first number (in the example “2”) indicates the type of product:

- 1 Primers / substrate preparation
- 2 Main products: Coating / paint / injection material
- 3 Finish / sealer

- 4 Broadcast / reinforcement
- 5 Mortars / sealing pastes
- 6 Plaster / Anti-mold boards
- 7 Additives
- 8 Waterproofing membranes
- 9 Tools / Accessories

M 279 010 (KÖSTER Crisin 76 Concentrate)

The following two numbers (in the example “79”) indicate the product number in each category.

M 279 010 (KÖSTER Crisin 76 Concentrate)

The last three numbers indicate the delivery form. For example, “010” means 10 l, or 10 kg, respectively.

An additional letter at the end indicates a further specification. For example, W 210 008 B (KÖSTER 21 B component).

In the case of roofing membranes, the article number is completely comprised from the product description:

The article number for the roofing membrane KÖSTER TPO 1.8 – 2.10m is RT 818 210 (Roofing TPO / “8” = waterproofing membrane / 18 = 1.8 / 210 = 2.10 m width). The standard color is light grey. Other colors are indicated by an additional letter (for example: RT 818 210 W stands for white).

Range of products

W Waterproofing systems

Basement, tank, and area waterproofing (page 8-36)

M Masonry (page 37-48)

IN Injection systems

Crack injection and crack repair systems (page 49-68)

C Concrete protection and repair

Concrete and mortar additives (page 69-76)

SL Self leveling underlayments

Self leveling mineral underlayments, floor patching materials, corresponding primers (page 77-81)

CT Coatings

Floor and corrosion protection coatings, moisture control systems (page 82-97)

J Joint sealing

Joint sealants, joint tapes (page 98-106)

B Wet room waterproofing (page 107-110)

P Façade protection and paints (page 111-115)

R Roofing membranes, roof waterproofing (page 115-123)

X Accessories (page 124-127)



W Waterproofing System Basement, tank, and area waterproofing

W

KÖSTER Bitumen Primer



Solvent containing dust-binding bitumen primer. Suitable for KÖSTER KSK cold applied self adhesive waterproofing membranes and polymer modified bitumen thick film sealants. Suitable as bonding agent for old bitumen.

Consumption: Approx. 150 - 200 ml / m²

Article No.	Packaging
W 110 010	10 l

KÖSTER Polysil TG 500



A primer for mineral substrates before waterproofing with cementitious waterproofing slurries. In case of masonry restoration the product is used during substrate preparation for restoration plaster systems in order to harden the substrate and immobilize salts.

Consumption: Approx. 0.1 - 0.25 kg / m² depending on substrate, strongly absorbent substrates may require more.

M 111 001	1 kg
M 111 010	10 kg

KÖSTER KSK Primer BL



Solvent-free primer for the application of KÖSTER KSK waterproofing membranes and KÖSTER Polymer Modified Bitumen Coatings above 5 °C. Strongly adhesive, based on emulsified bitumen with a high synthetic content.

Consumption: Approx. 0.25 - 0.4 kg / m²

W 120 015	15 kg
-----------	-------

KÖSTER Bitumen Emulsion



Solvent-free, low viscosity bitumen emulsion with excellent adhesive properties. It can be used as a primer for KÖSTER KSK Membranes or KÖSTER Polymer Modified Bitumen Coatings or waterproofing, for example in concrete protection and external basement waterproofing.

Consumption: Approx. 200 - 300 g / m² per coating

W 190 030	30 kg
-----------	-------

KÖSTER MS Flex Foil



Single component, solvent free, highly elastic, crack bridging waterproofing material based on MS Polymer technology. It is characterized by excellent adhesion to a wide variety of building materials and can be applied on dry or slightly moist substrates. Due to its UV stability it is suitable for indoor and outdoor use. KÖSTER MS Flex Foil does not contain isocyanates, is quickly resistant to rain as well as occasional foot traffic, aging, hydrolysis, UV-rays, salts, and frost.

Consumption: Approx. 1.5 – 2.5 kg / m²

W 200 006	6 kg
W 200 025	25 kg

KÖSTER 21



A multi purpose waterproofing product with excellent adhesion to dry and moist substrates.

KÖSTER 21 is a 2 component, solvent-free, liquid applied, elastic and crack bridging material. Due to its UV stability it is suitable for indoor and outdoor use. The white color reflects sunlight and reduces building surface temperatures. The fast curing coating is highly flexible, resistant to occasional foot traffic, aging, hydrolysis, UV-rays, frost, and salt. KÖSTER 21 seals against synthetic oils and aliphatic hydrocarbons with high boiling points (up to 2 bar). CE certification according to DIN EN 1504-2.



Consumption	Article No.	Packaging
Approx. 2.5 - 3.0 kg / m ²	W 210 020	20 kg



Liquid roof waterproofing



Waterproofing balconies/terraces



Waterproofing on bitumen



Foundation waterproofing

KÖSTER KD 1 Base



Fast setting, mineral sealing slurry with high resistance against aggressive ground moisture and pressurized water. Used in combination with KÖSTER KD 2 Blitz Powder and KÖSTER KD 3 Sealer for the negative side waterproofing of mineral surfaces such as in internal basement waterproofing. The KÖSTER KD System stops flowing water and forms a permanent waterproofing layer on masonry and concrete.

Consumption: Approx. 1.5 - 2.5 kg/m²

Article No. Packaging

W 211 006	6 kg
W 211 015	15 kg

KÖSTER KD System:
W 211 + W 512 + W 313

KÖSTER KD System



System package for the negative side waterproofing of mineral surfaces against pressurized water such as in internal basement waterproofing. The KÖSTER KD System stops flowing water and forms a permanent waterproofing layer on masonry and concrete. All components of the KÖSTER KD System combined in one package.

Consumption: KÖSTER KD 1 Base: approx. 1.5 - 2.5 kg / m²; KÖSTER KD 2 Blitz Powder: approx. 1.0 - 2.0 kg / m²; KÖSTER KD 3 Sealer: approx. 0.5 kg / m²

W 219 036 Package

KÖSTER CFR 1



Hot-applied, highly elastic rubber-bitumen sealing compound for waterproofing against pressurized water up to 50 bar. It can also be used as a hot-applied joint grout. Ductility up to 2000 %. For waterproofing all mineral, wooden and metal substrates.

Consumption: Approx. 1 kg/m²; per mm layer thickness

W 220 023 23 kg

KÖSTER NB 1 Grey



Crystallizing mineral waterproofing against pressurized water (> 13 bar).

A sulphate-resistant waterproofing slurry suitable for positive and negative side waterproofing. A waterproofing made of KÖSTER NB 1 Grey possesses excellent pressure and abrasion resistance. Fields of application: Area waterproofing in new construction and restoration, e.g. waterproofing of basements and tanks. For the waterproofing of drinking water environments (tested according to DVGW and KTW guidelines). CE certification.



Consumption	Article No.	Packaging
Approx. 2 - 4 kg / m ²	W 221 025	25 kg



Internal basement waterproofing



Civil engineering or urban planning



Infrastructure



Water tanks

KÖSTER NB 2 White



White mineral coating for the waterproofing of mineral substrates. Waterproofing layers made of KÖSTER NB 2 are resistant to pressurized water, and possess a high pressure and abrasion resistance. For area waterproofing of new construction and restoration, for internal and external basement waterproofing.

Consumption: 3 - 5 kg/m²

Article No. Packaging

W 222 025	25 kg
-----------	-------

KÖSTER NB 1 Fast



Fast setting, deep crystallizing mineral surface coating which is resistant against pressurized water. It is suitable for the fast positive or negative side waterproofing of masonry and concrete, for example in basements or water tanks.

Consumption: 1.5 - 4.0 kg/m²

W 223 025 25 kg

KÖSTER NB Elastic Grey



For abrasion resistant waterproofing of concrete and masonry structures which are in danger of cracking. KÖSTER NB Elastic Grey is a 2-component system, bridges cracks up to 2 mm and is resistant to pressurized water. It is suitable for the waterproofing of balconies, terraces and crack bridging waterproofing of concrete elements, also under tiles. Radonproof.

Consumption: approx. 3.6 - 4.5 kg/m²

W 233 033 33 kg

KÖSTER NB Elastic White



For abrasion resistant waterproofing of visible concrete and masonry structures which are in danger of cracking. KÖSTER NB Elastic White is a white, 2-component system, bridges cracks up to 2 mm and is resistant to pressurized water. It is suitable for the waterproofing of balconies, terraces and the crack bridging waterproofing of concrete elements, also under tiles. Radonproof.

Consumption: approx. 3.6 - 4.5 kg/m²

Article No. Packaging

W 234 033 33 kg

KÖSTER NB 4000



Bitumen free, polymer modified, mineral hybrid coating for the internal and external waterproofing of building structures.

NB 4000 cures reliably and quickly also in difficult ambient conditions. The material can be applied from + 2° C upwards, is resistant to rain after approx. 2 hours and can be exposed to pressurized water after 24 hours of curing time. KÖSTER NB 4000 is elastic, crack bridging and suitable for slightly moist and bituminous substrates. Fields of application: basements, foundation plates, masonry and the repair of mineral waterproofing layers.



Consumption

Approx. 3,1 - 4,2 kg / m²

Article No.

W 236 020

Packaging

20 kg



External basement waterproofing



Moist substrates



Precast concrete production



Base waterproofing

KÖSTER KBE Liquid Film



Solvent-free, highly elastic bitumen / rubber based sealing compound. For high quality external waterproofing of construction members in ground contact, such as basements. Also suitable for waterproofing under protective screed (so called sandwich waterproofing), crack bridging waterproofing of concrete floors, flat roofs and much more. Elongation: > 900 %.

Consumption: 1 - 2.5 kg / m²

W 245 006

6 kg

W 245 024

24 kg

KÖSTER Bikuthan 2C



Solvent-free, crack-bridging, stable, two-component, polymer modified bitumen thick film sealant with polystyrene light fillers in accordance with DIN 18 195. Approved by the building authorities. For waterproofing construction members in ground contact such as basements.

Consumption: 4 - 6 l/m²

W 250 028

28 l

W 250 504

18x28 l

KÖSTER Bikuthan 1C



Single component, solvent-free, stable, elastic, polymer modified bitumen thick film sealant with polystyrene light fillers. Suitable for spray application. Resistant against pressurized water, bridges cracks up to 5 mm. For waterproofing construction members in ground contact such as basements.

Consumption: 4 - 6 l/m²

Article No. Packaging

W 251 030

30 l

KÖSTER Deuxan 2C



Polymer modified, fibrated bitumen thick film sealant (PMBC) for the secure waterproofing of building structures in accordance to DIN 18 195.

The material is two-component, crack bridging up to 2mm and resistant to pressurized water. KÖSTER Deuxan 2C is approved by the German building authorities and CE certified according to DIN EN 15814. Radonproof. Fields of application: External basement waterproofing, foundation plates, balconies and terraces, wet room waterproofing.



Consumption

Approx. 4 - 6 kg / m²

Article No.

W 252 032

Packaging

32 kg



External basement waterproofing



Floor slab waterproofing



Waterproofing against Radon



Can be spray applied

KÖSTER Deuxan Professional



Two-component, compression-resistant, elastic, fibrated, polymer modified bitumen thick film sealant for the secure waterproofing of buildings in accordance with DIN 18 195, such as basements. Specially designed for spray application and therefore suitable for professionals.

Consumption: 4 - 6 kg/m²

W 256 032

32 kg

KÖSTER KD 3 Sealer



Low viscosity silicifying liquid. The active ingredients penetrate deeply into the substrate and form water insoluble compounds. The pores are plugged and permanently waterproofed through continuing crystallization. Used in combination with KÖSTER KD 1 and KÖSTER KD 2 for the negative side waterproofing such as internal basement waterproofing. The KÖSTER KD System stops flowing water and forms a permanent waterproofing layer on masonry and concrete.

Consumption: approx. 0.5 kg / m²

W 313 006

6 kg

W 313 012

12 kg

KÖSTER KD System:
W 211 + W 512 + W 313

KÖSTER BE Rainproof



Protects fresh bitumen coatings against rain. KÖSTER BE Rainproof is a liquid accelerator forming a water-repellent film on bitumen coatings.

Consumption: Approx. 0.2 kg / m²

Article No. Packaging

W 330 005 5 kg

KÖSTER Glass Fiber Mesh



Highly tear resistant mesh for the reinforcement of waterproofing layers especially in the case of pressurized water, areas in danger of cracking as well as connections, wall / floor junctions and fillets. Resistant to dislocation, alkalis, plasticizer-free.

Particularly suitable for: KÖSTER KBE Liquid Film, KÖSTER Bikuthan 1C and KÖSTER Bikuthan 2C, KÖSTER Deuxan 2C and KÖSTER Deuxan Professional, KÖSTER BD 50 and KÖSTER Elastic Roof.

W 411 033 100 m
W 411 100 100 m²

KÖSTER Flex Fabric



Highly flexible, tear-resistant fabric for the reinforcement of thin-layer waterproofing, especially in areas prone to cracking, penetrations or wall / floor connections. Finely woven, synthetic.

Particularly suitable for: KÖSTER Dachflex, KÖSTER BD 50 and KÖSTER NB Elastic Grey, KÖSTER NB Elastic White, KÖSTER NB Elastic 1C White.

W 450 100 50 m²

KÖSTER BS 1 Bitumen Paste



Fibrated, solvent containing bitumen sealing compound with a permanent plasticizer. Suitable for the repair of bituminous waterproofing and for sealing the edges of cold applied self-adhesive waterproofing membranes. Fields of application include general repairs of bituminous waterproofings, wall connections, edges of basement waterproofing, or floor waterproofing.

Consumption: Approx. 1 l / m² per mm layer thickness

W 501 005 5 l

GOOD TO KNOW: PROTECTING THE WATERPROOFING LAYER

Backfilling of the construction pit and settlement of the ground over time are frequent sources of damage to the waterproofing layer. Usually the material used to backfill the construction pit does not consist of clean sand but contains coarse aggregates. During backfilling, these aggregates can be pushed into the waterproofing layer and damage it. As a result, the installation of a protective layer is essential. Protective layers ideally combine three functions: mechanical protection, drainage, and a decoupling or gliding layer. The KÖSTER SD Sheet 3-400 consists of three layers. The mechanical protection is provided by the main layer, a HDPE dimple sheet. Facing the soil, a fleece is attached to the dimples of the dimple sheet in order to maintain the drainage function. The third layer on the backside of the dimple sheet facing the waterproofing layer is a LDPE foil. This gliding layer between dimple sheet and waterproofing layer prevents damages due to backfilling or settling of the ground.



KÖSTER SD Protection and Drainage Sheet 3 - 400

KÖSTER KD 2 Blitz Powder



Active leakages can be stopped within a few seconds!

Highly reactive powder with an extremely short setting time. Used in combination with KÖSTER KD 1 Base and KÖSTER KD 3 Sealer for the negative side waterproofing of mineral surfaces such as internal basement waterproofing against pressurized water.



KÖSTER KD System:
W 211 + W 512 + W 313

Consumption


Approx. 1 - 2 kg / m²

Article No. Packaging

W 512 006 6 kg
W 512 015 15 kg



Active leaks ...



... stopped ...



... in seconds!

KÖSTER Repair Mortar



Hydrophobic, pressurized water resistant mortar with special bonding agents suitable for fillets, repairs and as a barrier-plaster. When mixed with KÖSTER SB Bonding Emulsion it becomes a PCC Mortar.

Consumption: Approx. 1.8 kg / l void

Article No. Packaging

W 530 025 25 kg

KÖSTER Repair Mortar Plus



Slightly expanding, hydrophobic, fast setting repair mortar which is resistant to pressurized water. When mixed with KÖSTER SB Bonding Emulsion it becomes a PCC Mortar.

Consumption: Approx. 1.8 kg / l void; approx. 2.5 kg per meter of fillet

W 532 025 25 kg

KÖSTER WP Mortar



Watertight, trowel applicable, fast setting mineral mortar for reprofiling surfaces and resistant to pressurized water when applied in a layer thickness of 4 mm. It cures quickly and is characterized by high pressure and abrasion resistance, high chemical resistance, and resistant against salts in the substrate. Drinking water certified.

Consumption: Approx. 1.8 kg / l void, 18 kg / m² per cm layer thickness

W 534 025 25 kg

KÖSTER Waterstop



Fast setting, slightly expanding plug and repair mortar. A strong-bond between existing substrate and the mortar is achieved. Suitable to permanently plug active water leakages.

Consumption: Approx. 2 kg / l void

Article No. Packaging

W 540 015 15 kg

KÖSTER SB Bonding Emulsion



Multi-purpose liquid plasticizing dispersion for use with all cement based mortars, plasters and sealing slurries. Solvent free, plasticizer and filler free. The product provides a plastifying effect, increases the elasticity and reduces the water absorption of mineral systems. It is waterproof after full cure. Typical field of application: as an additive for waterproofing with NB 1 Grey.

Consumption: 10 - 25% of mixing water

W 710 005 5 kg
W 710 010 10 kg
W 710 030 30 kg

KÖSTER NB 1 Flex



Ready-mixed liquid for KÖSTER NB sealing slurries. The latex based dispersion KÖSTER NB 1 Flex has a plastifying effect, improves the adhesion to the substrate and prevents the premature drying out of the fresh slurry.

Consumption: Approx. 8 kg for 25 kg NB 1 Grey and NB 2 White

W 721 008 8 kg

KÖSTER Fix-Tape 10 Alu



Self-adhesive sealing tape for the waterproofing of areas such as wall / floor junctions, wall and roof penetrations or for the repair of leaking gutters and downspouts.

KÖSTER Fix-Tape 10 ALU is 1 mm thick, rubber / bitumen based with an aluminium foil laminated on the top-side.

W 810 015 AL 10 m

KÖSTER Fix-Tape 15 DS



Double sided cold applied self-adhesive synthetic / bitumen sealing membrane for the creation of custom detail waterproofing solution.

The KÖSTER KSK DS 15 membrane does not require hot air or propane gas welding for its application. Due to its great flexibility it allows simple application even to difficult details.

W 815 001 DS 20 m
W 815 004 DS 20 m
W 815 020 DS 20 m

KÖSTER Butyl Fix-Tape Fleece



Cold applied self-adhesive tape for sealing the upper edges of KÖSTER KSK sealing membranes. KÖSTER Butyl Fix-Tape Fleece can be plastered over.

KÖSTER Butyl Fix-Tape Fleece 1.5 mm thick with a separating backing paper on the bottom side. The material is highly tear resistant, immediately waterproof and can be plastered over due to its fleece-laminated upper side. Priming before application of the KÖSTER Butyl Fix-Tape Fleece is not necessary.

W 815 015 F 10 m

KÖSTER KSK ALU 15



Cold applied self-adhesive rubber / bitumen sealing membrane for the waterproofing of small, weather exposed areas such as roofs, garages or balconies. Applicable between + 12 °C and + 35 °C.

KÖSTER KSK ALU 15 is laminated with a reinforced aluminium foil on the top side. It does not require hot air or propane gas welding for its application, is vapor tight, waterproof, weather and UV resistant.

W 815 096 AL 19.2 m²


KÖSTER Fix-Tape 15 SY



Cold applied self adhesive rubber / bitumen based waterproofing tape for sealing facade areas and windproofing window connections. Applicable between + 5 °C and + 30 °C. Highly flexible, crack bridging immediately water and rainproof. Double laminated with a highly tear resistant polyethylene foil. Material thickness 1.5 mm, available in 200 mm width. .

W 815 020 20 m


KÖSTER KSK SY 15



Cold applied self-adhesive rubber / bitumen waterproofing membrane according to DIN 18 195. Suitable for application from + 5 °C to + 30 °C. Fields of application include basements, foundation plates, balconies, terraces or on polystyrene elements. KÖSTER KSK SY 15 membranes do not require hot air or propane gas welding for application. It is highly flexible, immediately waterproof, crack bridging and resistant to driving rain. Suitable for application even on cold substrates. Radonproof. With a double laminated, highly tear-resistant polyethylene foil on top.









W 815 105 21 m²

KÖSTER Protection and Drainage Sheet 3-400

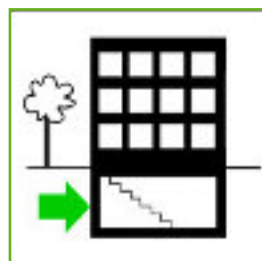


Green HD-PE based notched protection board which combines 3 functions in one product: (1) mechanical protection of the waterproofing layer (e.g. when backfilling the construction pit) according to DIN 18195, (2) decoupling of the waterproofing layer from any ground movement, (3) the hollow core leads seepage and backwater safely to the drainage.

W 901 030 30 m²

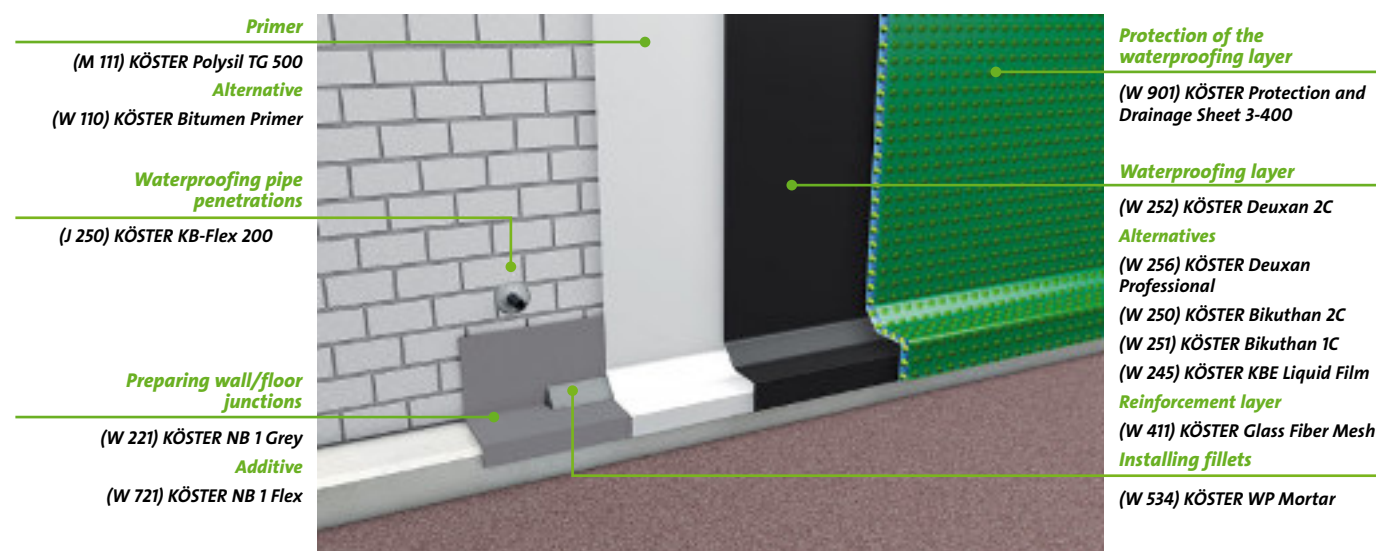
		Article No.	Packaging			Article No.	Packaging
KÖSTER Protection and Drainage Sheet 3-250 	Black HD-PE based notched protection board which combines 3 functions in one product: (1) mechanical protection of the waterproofing layer (e.g. when backfilling the construction pit) according to DIN 18195, (2) decoupling of the waterproofing layer from any ground movement, (3) the hollow core leads seepage and backwater safely to the drainage.	W 903 030	30 m ²	KÖSTER Peristaltic Pump 	Electrical pump for spraying liquid and pasty, mineral-, water-, or bitumen based materials such as 1 and 2 component polymer modified bitumen thick film sealants, elastic and rigid waterproofing slurries, liquid membranes, and mortars.	W 978 001	Piece
KÖSTER Brush for Liquids 	Special brush for the application of liquid materials, e.g. KÖSTER Dachflex, KÖSTER KD 3, etc.	W 912 001	Piece	KÖSTER Service Box 	Set of spare parts for the KÖSTER Peristaltic Pump.	W 979 001	Piece
KÖSTER Brush for Slurries 	Special brush with waved bristles for the application of materials with a paste-like consistency, e. g. KÖSTER NB Sealing Slurries, KÖSTER KD 1, etc.	W 913 001	Piece	KÖSTER Roofing Nails 	For mechanically fixing cold applied self-adhesive waterproofing membranes.	W 981 001	400 pieces per package
KÖSTER SD Edge Profile 	Finishing profile for protection and drainage sheets. (black, t: 12 mm, l: 2 m, 11 holes, profile height: 82 mm).	W 970 001	Piece				
KÖSTER SD Fixing Element 	Steel nails and mounting heads for the fixing of protection and drainage sheets.	W 971 001	100 pieces per package				

External basement waterproofing



Wet basements can not be fully used and might endanger the integrity of the whole building. We offer a number of different methods for making basements permanently waterproof. From the outside the entire external wall is protected from water penetration by treating with polymer-modified thick film sealants, mineral sealing slurries or a cold self-adhesive waterproofing membrane. In repair cases the external waterproofing can be installed even from the inside of the basement. This method is called "curtain injection".

External basement waterproofing with bitumen based waterproofing System



The use of bituminous products is a standard solution for the positive side waterproofing of basements. The systems are applied in a paste-like form and are therefore seamless. They are easy and safe to use and have crack bridging properties. On clean, solid, stable, gypsum free mineral substrates KÖSTER Polysil TG 500 is applied as a primer. This immobilizes salts present in the substrate and the substrate is solidified. When preparing to waterproof on top of old bituminous coatings KÖSTER Bitumen Primer is used.

Pipe and cable penetrations are sealed with the permanently plastic putty KÖSTER KB-Flex 200 and protected by a layer of KÖSTER KB-Fix 5. Alternatively these areas can be connected with a fillet of the respective thick film sealant or fitted with flanges.

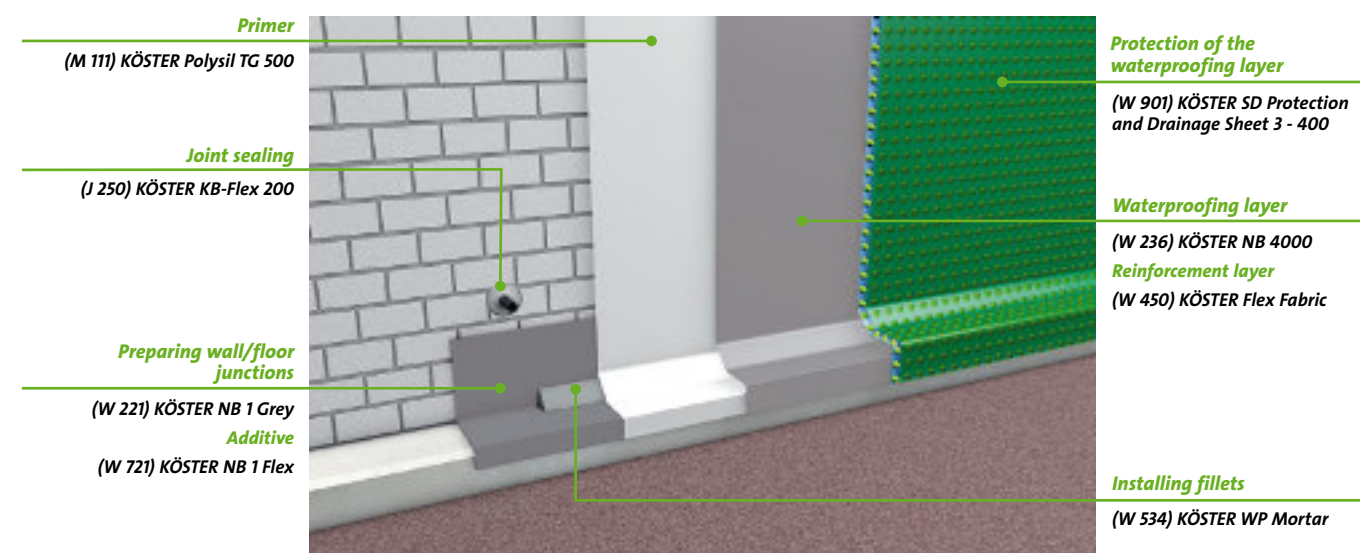
To protect against water creeping behind the lower waterproofing connections KÖSTER NB 1 Grey mixed with KÖSTER NB 1 Flex is applied first. To prevent stresses in the waterproofing, rounded fillets are installed in the wall / floor junctions.

The actual area waterproofing is achieved using KÖSTER Deuxan 2C in two layers applied by trowel. KÖSTER Deuxan Professional can be spray applied. To make manual application easier, use KÖSTER Bikuthan 1C or 2C. The addition of KÖSTER Glass Fiber Mesh is recommended in all thick film sealants and all applications. This allows for better control of the coating thickness and safely absorbs movement in the building.

Before backfilling the positive side waterproofing must be protected from mechanical damages and settling with KÖSTER SD Protection and Drainage Sheet.

Always adhere to the specifications in the respective Technical Data Sheets.

External basement waterproofing with mineral based waterproofing System



Mineral sealing slurries are especially robust waterproofing systems with extremely good adhesion to mineral surfaces. They are not affected by moist surfaces and become an integral part of the building structure on which they were applied. Mineral sealing slurries are paste-like and are applied seamlessly to the building element being waterproofed. They are easy and safe to apply and can be installed as rigid or crack bridging system.

On clean, solid, stable, gypsum free mineral substrates KÖSTER Polysil TG 500 is applied as a primer. This immobilizes salts present in the substrate and the substrate is solidified.

Pipe penetrations are waterproofed using KÖSTER KB-Flex 200 and sealed with KÖSTER KB-Fix 5. Alternatively these areas can be attached to the waterproofing using proper sleeves or flanges.

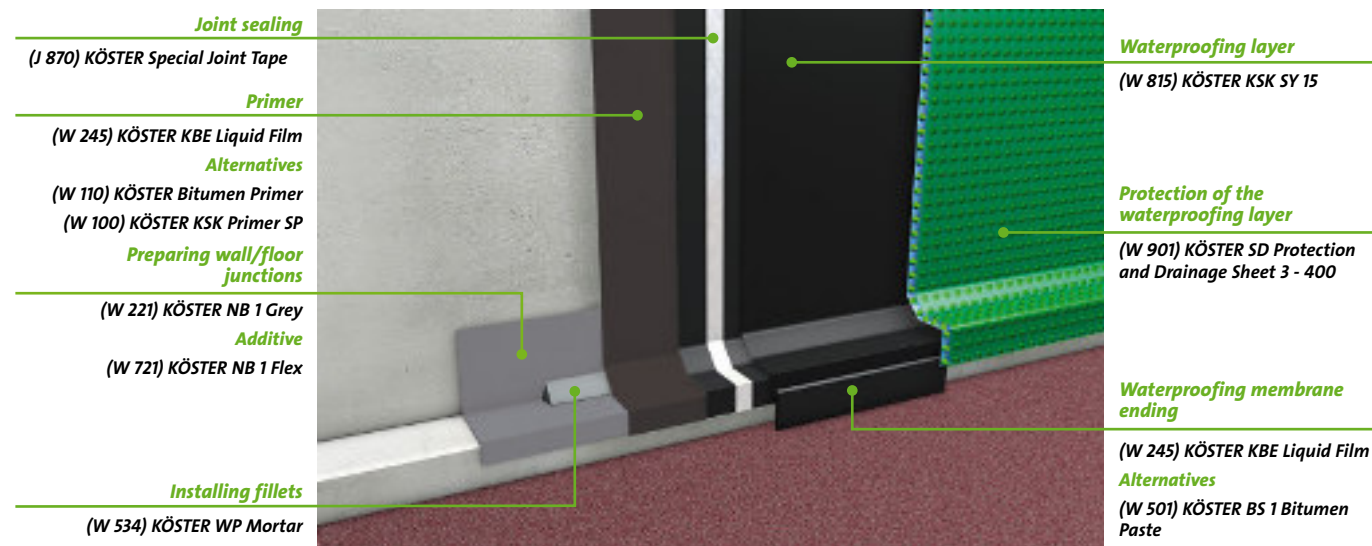
The actual area waterproofing is achieved using KÖSTER NB Elastic Grey or KÖSTER NB Elastic White in two layers. The installation of KÖSTER Flex Fabric is recommended between the KÖSTER NB Elastic layers to achieve an especially visco-plastic waterproofing

layer. In areas particularly in danger of water creeping behind the waterproofing such as wall-floor junctions, a substrate preparation with KÖSTER NB 1 Grey mixed with KÖSTER NB 1 Flex is applied. To avoid stresses in the elastic waterproofing, rounded fillets made of KÖSTER Repair Mortar are installed in interior corners.

Before backfilling the waterproofing is protected from mechanical damages and settling with KÖSTER SD Protection and Drainage Sheet.

Always adhere to the specifications in the respective Technical Data Sheets.

External basement waterproofing with cold self-adhesive waterproofing membranes



Fast, clean, and easy: Exterior basement waterproofing with KÖSTER KSK cold applied, self adhesive waterproofing membranes. No drying time, instantly watertight, with a tight control of consumption. Apply a primer coat of KÖSTER KBE Liquid Film on clean, solid substrates. Pipe penetrations are sealed using flanges cut to size from KÖSTER KSK Membranes. In areas especially in danger of water creeping behind the waterproofing such as wall-floor junctions, a substrate preparation with KÖSTER NB 1 Grey mixed with KÖSTER NB 1 Flex is applied. To avoid stresses in the elastic waterproofing, rounded fillets made of KÖSTER Repair Mortar are installed in interior corners.

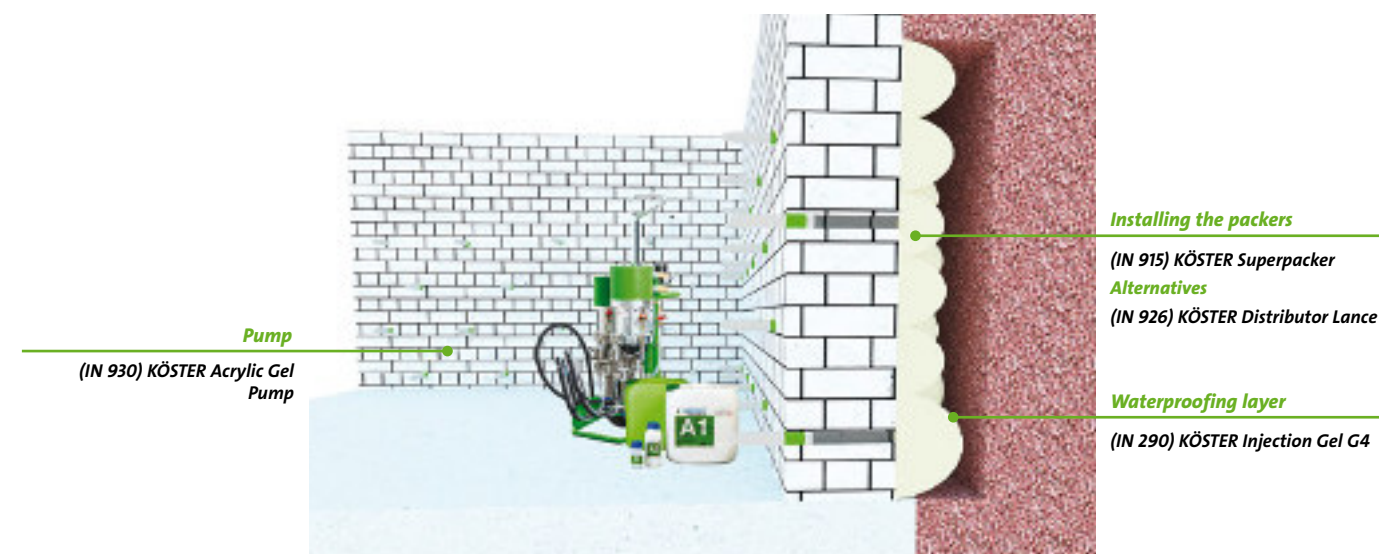
The actual area waterproofing is generally done with KÖSTER KSK SY 15. It is applied crease free to the substrate. The membranes are overlapped 10 cm.

Corners and connections are made according to the directions on the packaging and according to the Technical Guidelines, and these areas are covered with KÖSTER KBE Liquid Film. On vertical areas the top edge is mechanically fastened and these fasteners are also coated with KÖSTER KBE Liquid Film. In the case the overlapped edges, corner details, and mechanical fasteners are coated with KÖSTER BS 1 Bitumen Paste.

Before backfilling the waterproofing is protected from mechanical damage and settling with KÖSTER SD Protection and Drainage Sheet.

Always adhere to the specifications in the respective Technical Guidelines.

External basement waterproofing with curtain injection



Exterior basement waterproofing from inside the building? In the case of renovation it is not always possible to expose the exterior walls through excavation. For example, where the area to be excavated is built upon, traffic concerns impede the excavation, or the economic cost of excavation is deemed too high. In this case you would first think of an internal (negative side) basement waterproofing, but in some cases, such as in historical buildings or buildings with special architectural requirements, this may not be desirable.

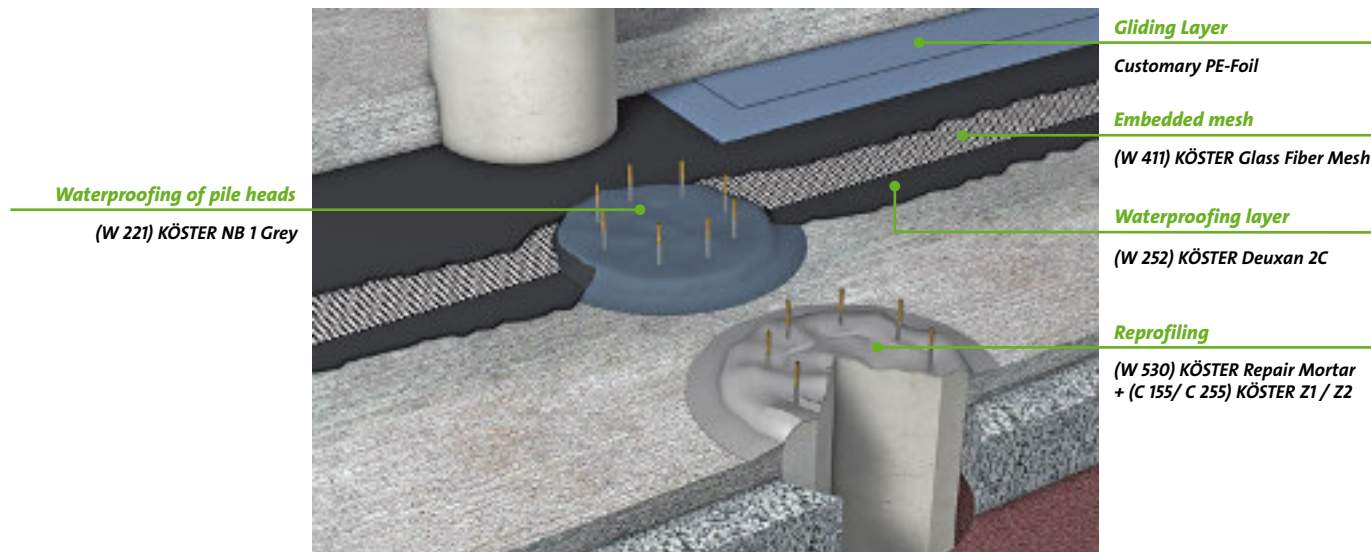
In these cases a curtain injection with KÖSTER Injection Gel G4 is possible: The resin is injected through the wall from the inside to the outside. The resin reacts with water and binds it resulting in

a waterproof, elastic solid. The injection is carried out with a special two-component pump, KÖSTER Acrylic Gel Pump, and through patented KÖSTER Distributor Lances. The injection material is dispersed on the exterior wall and in a short time reacts to a waterproofing layer.

An alternative method is injecting KÖSTER Injection Gel G4 into the building member itself. This so-called "area injection" is possible in porous or hollow building materials. In this case the KÖSTER Injection Gel G4 also reacts with any water present to form a waterproof, elastic solid.

Always adhere to the specifications in the respective Technical Guidelines.

Waterproofing of pile heads



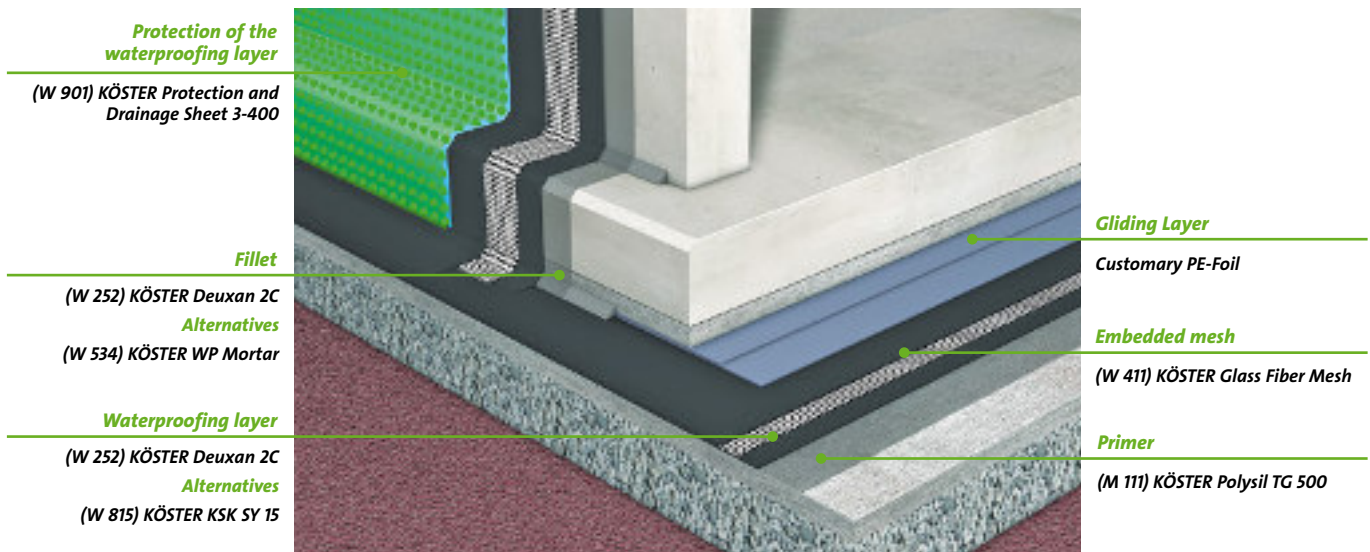
Damage in existing buildings is often caused by leaking pile foundations. Water can enter the building through the construction joints or it makes its way along the reinforcement steel. The waterproofing of pile heads must withstand heavy loads from the whole building and be easily connected to the area waterproofing.

Initially all non-load bearing materials and separating substances have to be removed from the surface of the pile head. After that, the surface has to be levelled and reprofiled with KÖSTER Repair Mortar. This re-profiling must also include the installation of a fillet adjacent to the pile head. KÖSTER NB 1 Grey is used to waterproof the pile head.

The waterproofing on top of the blinding layer is made with KÖSTER Deuxan 2C. Embed KÖSTER Glass Fiber Mesh into the fresh first layer. Before pouring the concrete for the floor slab a gliding layer consisting of two layers of customary PE-Foil is applied between the waterproofing and the concrete. Protect the waterproofing layer from mechanical damage when continuing with the application.

Always adhere to the specifications in the respective Technical Data Sheets.

Waterproofing under the foundation plate



A complete waterproofing system in a new construction includes waterproofing the floor slab. Compared to the application on top of the concrete slab, the installation of the waterproofing layer underneath the foundation plate keeps the foundation dry and the concrete provides a better thermal insulation.

First a primer such as KÖSTER Polysil TG 500 is applied to the clean, sound and solid substrate. KÖSTER Polysil TG 500 is a standard primer that locks existing salts into the substrate, hardens the substrate and provides a better bond between the waterproofing and the substrate.

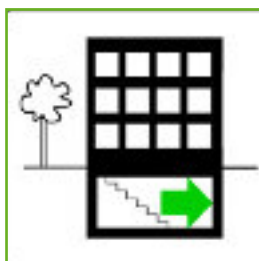
The main area waterproofing made of KÖSTER Deuxan 2C, is applied in two layers with KÖSTER Glass Fiber Mesh embedded in the fresh first layer.

It is generally recommended to embed the KÖSTER Glass Fiber Mesh between layers as it allows for easy control of the layer thickness and absorbs the forces created by movement in the building.

Before pouring the foundation plate, PE-Foil is installed in two layers to act as a gliding layer between the waterproofing material and the concrete. The waterproofing layer needs to be protected, e.g. by a layer of unreinforced concrete. The vertical waterproofing is connected to the side waterproofing layer underneath the foundation plate. A fillet made from KÖSTER Deuxan 2C is to be installed in the connection area or KÖSTER KSK Triangular Ribbon.

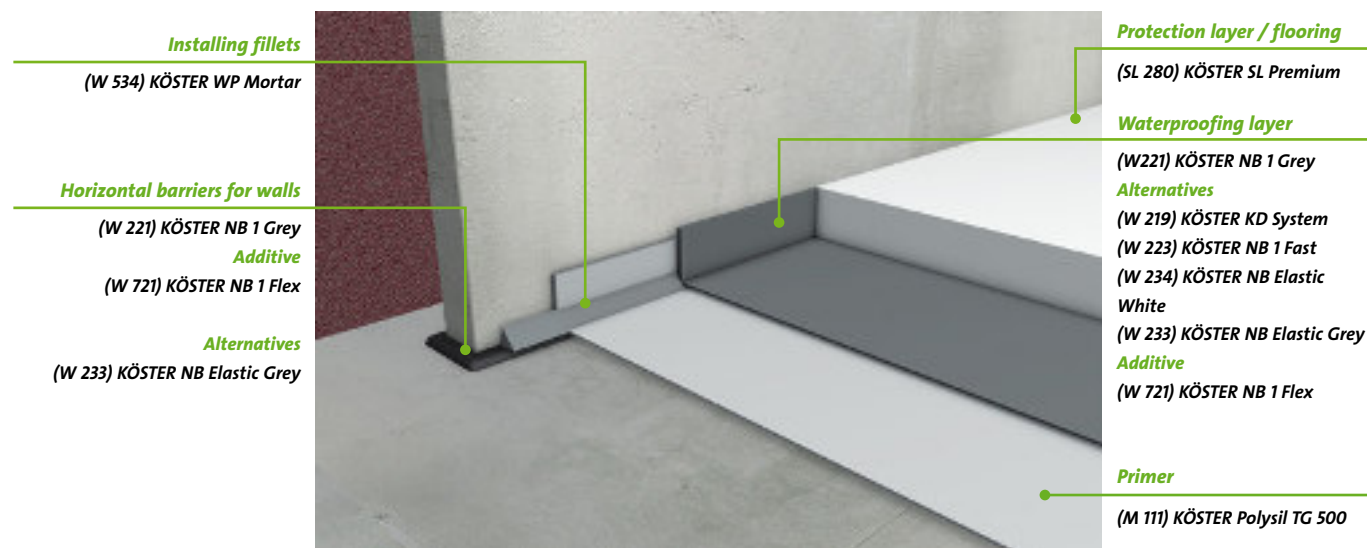
Always adhere to the specifications in the respective Technical Data Sheets.

Internal basement waterproofing



In a repair situation the basement can be waterproofed from the inside without excavating the soil around the building. This means that the basement is permanently waterproofed without the necessity of doing any sort of earthwork. This type of waterproofing is possible with KÖSTER Systems even when the wall has active leakages. Subsequently a diffusion open restoration plaster is applied after successful waterproofing.

Internal basement waterproofing on foundation plate with mineral system



Mineral waterproofing systems have the advantage of excellent bonding properties of the waterproofing material to mineral substrates, the bond between the individual waterproofing layers is excellent too. The longevity of such systems is ideally the lifetime of the building.

To avoid moisture rising through the wall due to capillary action, it is necessary to install a horizontal barrier beneath the wall made from KÖSTER NB 1 Grey (mixed with KÖSTER NB 1 Flex) or the crack bridging material KÖSTER NB Elastic Grey.

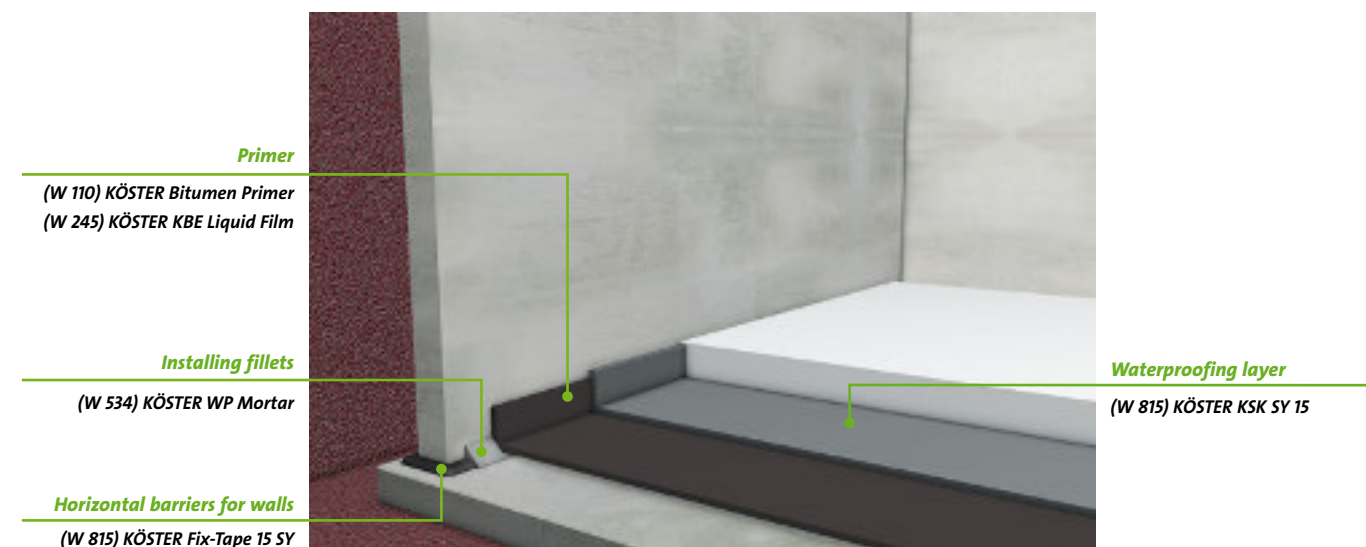
To harden the substrate the bottom slab is primed with KÖSTER Polysil TG 500. At the wall floor junction a fillet made from KÖSTER Repair Mortar plus is installed to prevent stresses in the subsequent waterproofing layers.

The area waterproofing is normally achieved with KÖSTER NB 1 Grey mixed with KÖSTER NB 1 Flex. For an extra fast application KÖSTER NB 1 "Fast" is the product of choice. In case of pressurized water the waterproofing needs to be done with the KÖSTER KD System. KÖSTER SL Premium is ideal for protecting the surface.

Alternatively the crack bridging waterproofing product KÖSTER NB Elastic Grey can be used to waterproof the floor slab.

Always adhere to the specifications in the respective Technical Guidelines.

Internal basement waterproofing on the foundation plate with cold-adhesive waterproofing membranes



Fast, easy application without long waiting times: Waterproofing of the floor slab with KÖSTER KSK cold applied, self adhesive waterproofing membranes.

To avoid rising moisture, it is necessary to install a horizontal barrier underneath the wall with KÖSTER Fix-Tape 10 SY. At the wall floor junction a fillet made from KÖSTER Repair Mortar plus has to be installed to prevent stresses in the subsequent waterproofing layers.

The priming is done with solvent free materials such as KÖSTER KBE or KÖSTER Bitumen Primer. As a standard the primed surface of the floor slab is waterproofed with the cold applied, self adhesive waterproofing membrane KÖSTER KSK SY 15. Overlap the joints 10 cm.

The applied KÖSTER KSK Membranes have to be protected from mechanical damage as work continues. It also needs to be connected to the vertical waterproofing of the adjacent walls.

Always adhere to the specifications in the respective Technical Guidelines.

System

Internal basement waterproofing in case of ground moisture non pressurised and pressurised water

The diagram illustrates a cross-section of a wall corner repair project. It shows a brick wall on the left, a vertical pipe penetration in the center, and another brick wall on the right. The repair process involves multiple layers: a waterproofing layer at the base, followed by levelling mortar, primer, and plaster. A fillet is applied at the bottom of the pipe penetration. The final surface is finished with restoration plaster and coated with silicone paint.

Waterproofing layer	Levelling the surface	Primer	Installing fillets	Plaster	Surface finishing
(W 221) KÖSTER NB 1 Grey <i>Alternatives</i> (W 223) KÖSTER NB 1 Fast (W 222) KÖSTER NB 2 White <i>Additive</i> (W 721) KÖSTER NB 1 Flex	(W 534) KÖSTER WP Mortar	(M 111) KÖSTER Polysil TG 500		(M 662) KÖSTER Restoration Plaster 2 White <i>Alternatives</i> (M 661), (M 664), (M 663), (M 666)	(M 655) KÖSTER Fine Plaster <i>Alternatives</i> (P 260) KÖSTER Silicone Paint White
				(J 250) KÖSTER KB-Flex 200 + (C 515) KÖSTER KB-FIX 5	
					(M 154) KÖSTER Restoration Plaster Key Coarse

Retroactive waterproofing in existing buildings needs to be done with mineral waterproofing System. They have excellent bonding characteristics to mineral surfaces and also won't detach from wet and moist substrates.

The material is applied to substrates that have to be sound and solid as well as free from bond inhibiting agents. Older plaster coats have to be removed and joints raked out and all loose particles have to be removed. As primer, KÖSTER Polysil TG 500 is used. It hardens the substrate as well as reduces the mobility of salts. Masonry repair and the installation of a fillet at the wall-floor junction is done with KÖSTER Repair Mortar Plus.

KÖSTER NB 1 Grey is used as the waterproofing layer. For a faster installation use KÖSTER NB 1 Fast. To harden the material, KÖSTER Polysil TG 500 is sprayed on top of the slurry. To get a lighter surface finish use KÖSTER NB 2 White for the final coating.

Pipe penetrations are waterproofed using KÖSTER KB-Flex 200 and sealed with KÖSTER KB-Fix 5. In the case of damage to basement walls caused by moisture generally KÖSTER Restoration Plaster should be applied. KÖSTER Restoration Plasters are specially designed for the restoration of masonry with high salt and moisture contents. KÖSTER Restoration Plasters help to dry out the wall and absorb remaining salts. They don't contain lime or gypsum, are open to water vapor diffusion and create a healthy and comfortable room climate.

Before the application of the main plaster coat, a plaster key made from the chosen KÖSTER Restoration Plaster Key Coarse is applied to provide a larger surface area and ensure an optimal bond to the substrate. KÖSTER Restoration Plasters are available in different varieties (grey, white, fast and light). KÖSTER Restoration Plaster 2 White is often used in older buildings without subsequent painting. KÖSTER Fine Plaster creates a very smooth surface and can be applied when desired to meet architectural goals. KÖSTER Restoration Plasters can only be painted over with breathable (open to vapor diffusion) paints such as KÖSTER Silicon Paint White or KÖSTER MF1.

Always adhere to the specifications in the respective Technical Data Sheets.

System

Internal basement waterproofing in case of flowing water

Waterproofing layer
 KÖSTER KD System
 (W 211) KÖSTER KD 1 Base
 (W 512) KÖSTER KD 2 Blitz
 (W 313) KÖSTER KD 3 Sealer

Levelling the surface
 (W 534) KÖSTER WP Mortar

Stopping active leakages
 (W 512) KÖSTER KD 2 Blitz Powder

Primer
 (M 111) KÖSTER Polysil TG 500

Installing fillets
 (W 534) KÖSTER WP Mortar

Plaster
 (M 662) KÖSTER Restoration Plaster 2 White
Alternatives
 (M 672), (M 661), (M 664), (M 655), (M 663)
Surface finishing
 (M 369) KÖSTER Restoration Plaster Coat
Alternatives
 (P 260) KÖSTER Silicone Paint White
Waterproofing pipe penetrations
 (J 250) KÖSTER KB-Flex 200 + (C 515) KÖSTER KB-Fix 5
Plaster key
 KÖSTER Restoration Plaster + (W 710) KÖSTER SB Bonding Emulsion

A very difficult situation as the basement waterproofing has to be done from the inside but the water is actively entering the building. Often the only solution is the KÖSTER KD-System.

KÖSTER KD 2 Blitz powder is applied directly by hand to the active leakage. The powder reacts within a few seconds and forms a waterproof mortar. When the active leakages are stopped the waterproofing layer of KÖSTER KD 1 Base, KÖSTER KD Blitz powder and KÖSTER KD 3 Sealer can be applied.

The material is applied to substrates that have to be sound and solid as well as free of bond inhibiting agents. Older plaster coats have to be removed and joints raked out and all loose particles have to be removed. Generally the substrate is primed by prewetting. Repairs and the installation of the fillet at the wall-floor junction are done with KÖSTER Repair Mortar Plus.

KÖSTER KD 1 Base is applied as the waterproofing layer and is brushed onto the substrate. KÖSTER KD 2 Blitz Powder is rubbed onto the still wet surface, immediately creating a dry waterproofed layer. To harden and to strengthen this layer the third part of the system, KÖSTER KD 3 Sealer, is applied. To waterproof the Basement completely another two layers of KÖSTER KD 1 Base are applied over the first. Pipe penetrations are waterproofed with KÖSTER KB-Flex 200 Sealing Paste and plugged with KÖSTER KB-Fix 5.

In the case of damage to basement walls caused by moisture generally KÖSTER Restoration Plaster should be applied. KÖSTER Restoration Plasters are specially designed for the restoration of masonry with high

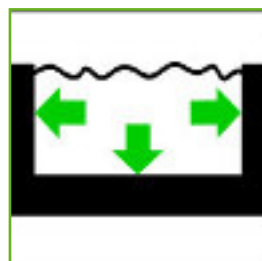
salt and moisture contents. KÖSTER Restoration Plasters help to dry out the wall and absorb remaining salts. They don't contain lime or gypsum, are open to water vapor diffusion and create a healthy and comfortable room climate.

Before the application of the main plaster coat, a plaster key made from the chosen KÖSTER Restoration Plaster mixed with KÖSTER SB-Bonding Emulsion is applied to provide a larger surface area and ensure an optimal bond to the substrate.

KÖSTER Restoration Plasters are available in different varieties (grey, white, fast and light). KÖSTER Restoration Plaster 2 White is often used in older buildings without subsequent painting. KÖSTER Fine Plaster creates a very smooth surface and can be applied when desired to meet architectural goals. KÖSTER Restoration Plasters can only be painted over with breathable (open to vapor diffusion) paints such as KÖSTER Silicon Paint White or KÖSTER MF1.

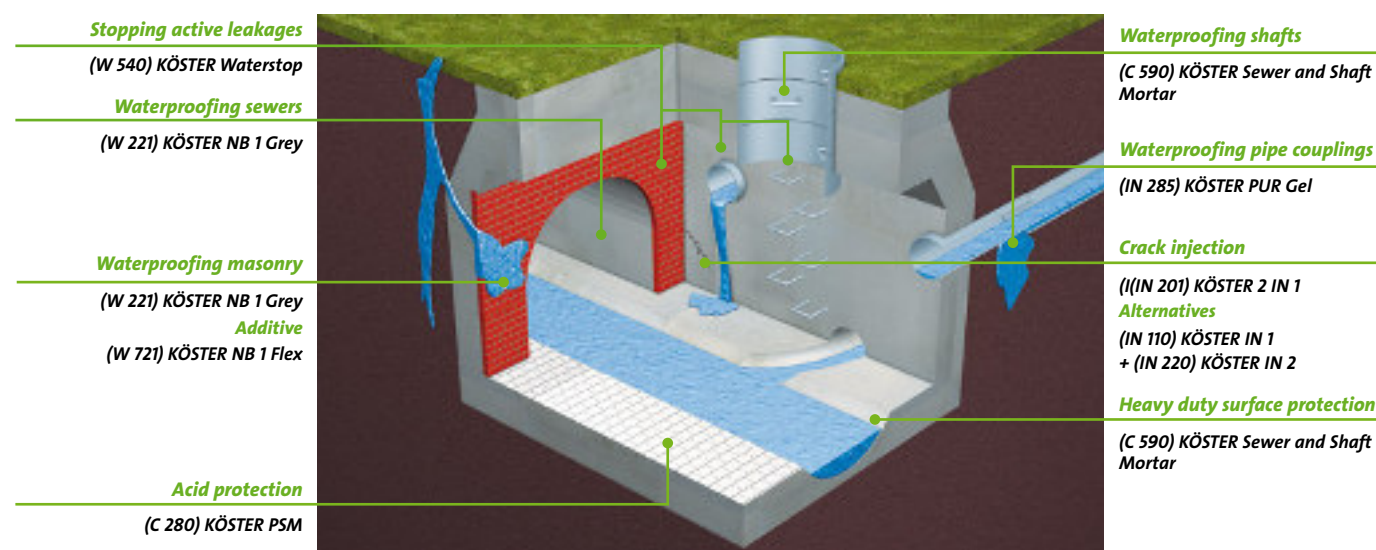
Always adhere to the specifications in the respective Technical Data Sheets.

Waterproofing tanks and pipes



Leaking sewage pipes in wastewater treatment plants lead to considerable damage which is often discovered very late. When restoring such damage it is important to mitigate the different types of damages with waterproofing systems which are specifically adapted to the need. The damage analysis reveals if locally limited waterproofing of the leakage is sufficient or if the entire area has to be protected from chemical attack.

Waterproofing tanks and pipes in sewage systems



Water treatment facilities like sewage treatment plants, sewers and shafts or sewage water tanks made from concrete or masonry are exposed to a variety of stresses. The restoration of such facilities entails waterproofing, concrete repair and concrete protection as well as protection against acids and abrasion. For this a wide range of materials are used.

KÖSTER Waterstop can be used to quickly waterproof small active leakages. The fast setting plug mortar swells slightly and closes the leakage instantly.

Areas with insufficient air circulation like sewer systems develop high concentrations of hydrogen sulfide which leads to the creation of sulphuric acid on the surface of the construction members. Sulphuric acid is very aggressive, especially against concrete. KÖSTER NB 1 Grey can be used for waterproofing on the positive and the negative side. KÖSTER PSM is used for protection against acids. As an alternative, acid resistant tiles can be used which are bonded to the substrate and grouted with KÖSTER PSM. In this manner an acid and abrasion resistant surface is achieved.

The standard waterproofing for masonry is KÖSTER NB 1 Grey. In case of active leaks the KÖSTER KD System is applied.

For restoring concrete or masonry damaged by acids, the substrate is to be mechanically cleaned until a solid, unburdened substrate is achieved. The substrate is then primed with KÖSTER Polysil TG 500. Reprofiling is done with KÖSTER Repair Mortar NC. On top of the reprofiling KÖSTER PSM is applied as acid protection.

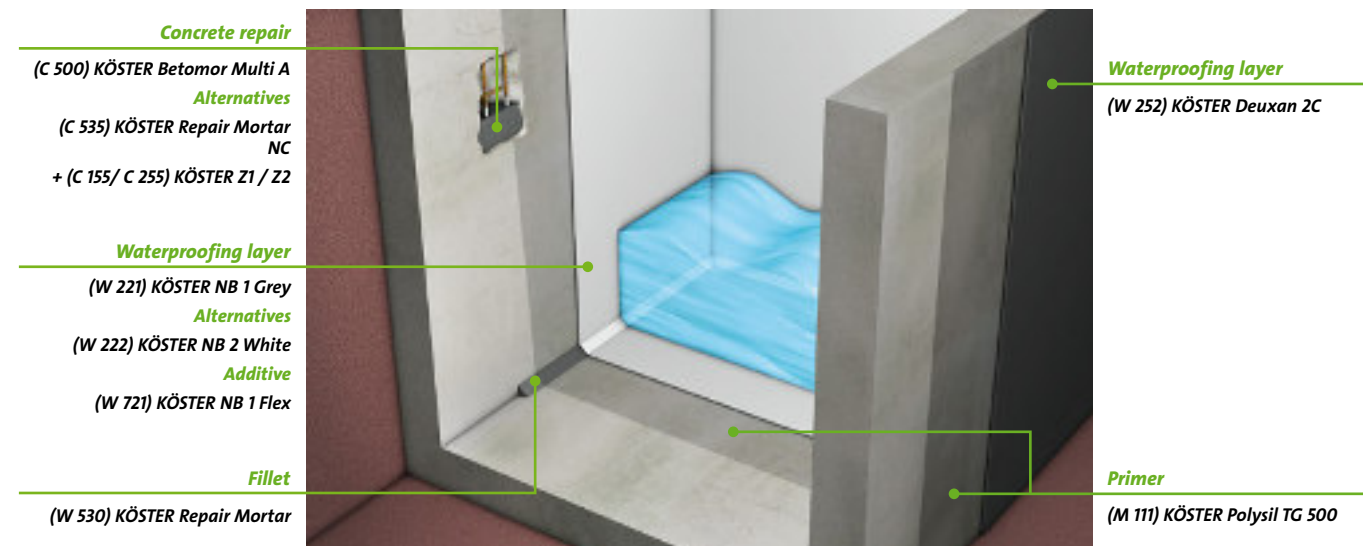
Shafts made from masonry and concrete must also be mechanically cleaned until a solid, unburdened substrate is achieved. Reprofiling and levelling is done with KÖSTER Sewer and Shaft Mortar, which has been especially developed for this field of application. It bonds very well to damp substrates, can be applied easily and sets quickly. KÖSTER Sewer and Shaft Mortar can to a certain degree even be applied under flowing water.

Pipe connections are often a source of leaks in sewer systems. Retroactive waterproofing is sometimes difficult due to significant water pressure from the

inside and the outside. KÖSTER PUR Gel is an ideally suitable injection material for such cases. Together with the mix water and the surrounding soil it forms an elastic waterproofing layer around the leakage. In this way pipe connections or defective pipes can be sealed quickly and permanently.

Elastic waterproofing of cracks is achieved with KÖSTER 2 IN 1. The material is injected in two steps: First in order to stop the water from flowing and secondly to close the crack elastically and permanently. In case of strong water ingress KÖSTER IN 1 is used due to its faster reaction time. In order to seal the crack permanently the same crack has to be injected with the elastic resin KÖSTER IN 2 afterwards.

Waterproofing water tanks



Concrete water tanks are waterproofed from the inside using KÖSTER NB 1 Grey or KÖSTER NB 2 White. KÖSTER NB 1 Grey is approved for use in drinking water environments.

The waterproofing is applied onto solid and prepared concrete substrates. The primer KÖSTER Polysil TG 500 increases the mechanical resistance of concrete surfaces and immobilizes salts present in the substrate. Smaller areas are repaired with KÖSTER Betomor Multi A. Larger areas can be restored and reprofiled with KÖSTER Repair Mortar NC.

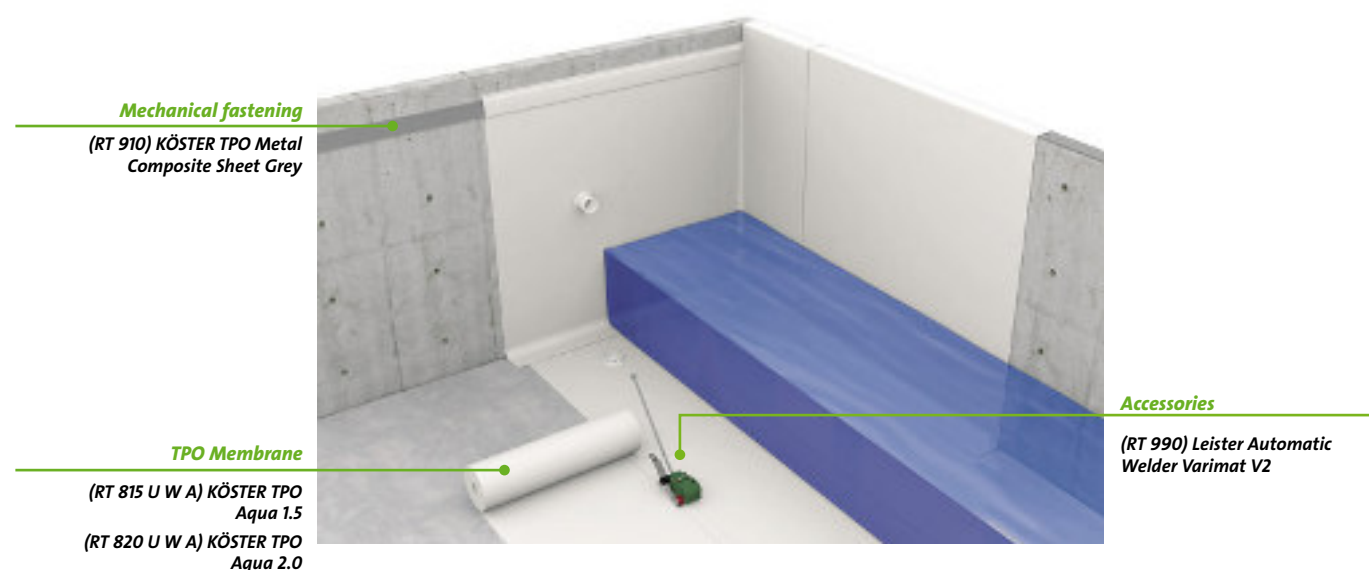
In the case of below grade tanks, the external side is waterproofed with a crack bridging coating, for

example KÖSTER Deuxan 2C.

For waterproofing as well as for concrete repair, KÖSTER Polysil TG 500 is used as a primer in order to harden the concrete and prepare the substrate for the repair mortar.

Always adhere to the specifications in the respective Technical Data Sheets.

Waterproofing (drinking) water tanks with TPO membranes



Waterproofing for drinking water storage structures and tanks must not only remain watertight for many years, but must also meet all sanitary requirements. KÖSTER TPO Aqua is a homogenous thermoplastic polyolefin waterproofing membrane for drinking water structures. KÖSTER TPO Aqua complies with the hygienic requirements for potable water surroundings according to the German DVGW Worksheet W 270 and the KTW guideline.

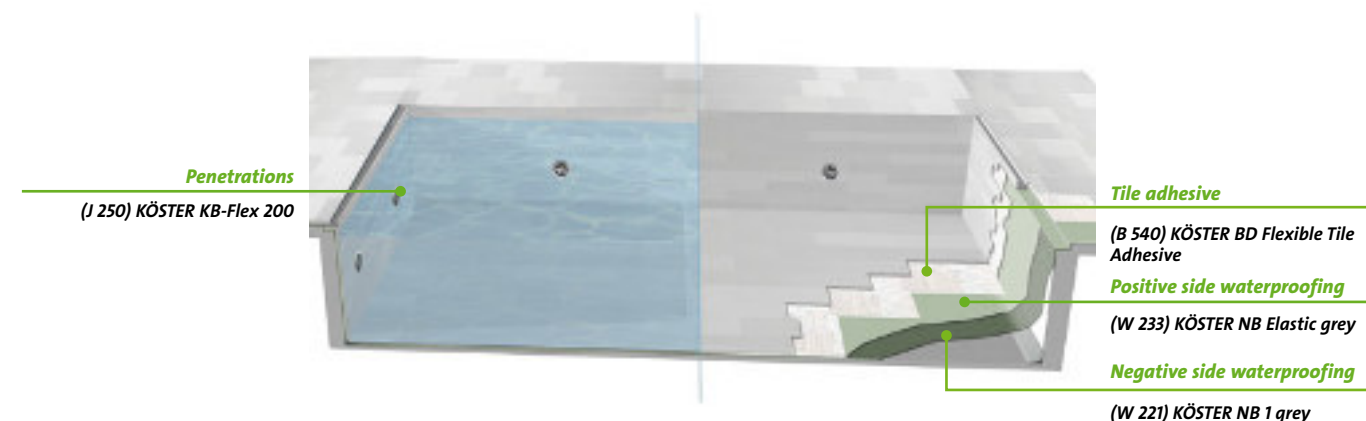
The membrane is mechanically fastened which leads to low preparation requirements on the substrate. The substrate must be as smooth as possible and free of edges, depressions, and other defects that can mechanically damage the membrane. Edges must be ground and depressions and holes filled and leveled with KÖSTER Repair Mortar. Soil substrates must be excavated down to a solid layer and mechanically compacted. In interior corners on concrete, masonry,

or other mineral substrates and structures, install a fillet made of KÖSTER Repair Mortar Plus on the wall-floor junction approx. 24 hours prior to the application. For extra mechanical protection of the membrane, a geotextile mat (approx. 500 g/m²) can be installed on the bottom of the reservoir before installing the KÖSTER TPO Aqua.

Overlaps are connected by hot air welding, which creates a homogenous, durable connection. For large areas, the Leister Automatic Welder Varimat V2 hot air machine is used. Details and non-accessible areas are welded with the Leister Hot-Air Hand Tool with a 40 mm nozzle.

Details such as terminations, penetrations, and flashings are job-site specific and require special care. Always adhere to the specifications in the respective Technical Guidelines.

Waterproofing swimming pools



Swimming pools can present a special challenge for waterproofing in that water pressure can affect the outside as well as the inside of the construction. When swimming pools are built directly in the ground, water pressure builds from the inside to the outside just like in a regular water tank. However, if there is no water in the pool due to maintenance or time of year, water pressure from ground moisture surrounding the pool will build from the outside to the inside as similar with a basement. That is why KÖSTER recommends to waterproof swimming pools with a combination of positive and negative side waterproofing.

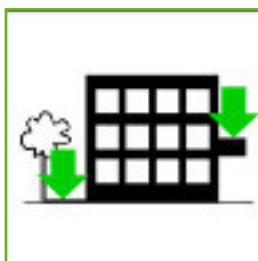
The substrate has to be clean and sound. Damaged areas as well as cracks and holes are to be repaired with KÖSTER WP Mortar beforehand. Weak or salt contaminated substrates are to be treated with KÖSTER Polysil TG 500. Rounded fillets are installed using KÖSTER WP Mortar in 90-Degree inside corners. Edges are rounded off.

A negative side waterproofing is applied with two layers of the cementitious slurry KÖSTER NB 1 Grey. The material penetrates into the mineral substrate and becomes an integral part of the construction, protecting against negative and positive water pressure. Afterwards, two-layers of KÖSTER NB Elastic Grey are applied. KÖSTER NB Elastic Grey is a light colored, waterproof, elastic, crack-bridging coating with excellent adhesion to all mineral substrates. The material protects against movements up to 2 mm within the construction. KÖSTER NB Elastic Grey can also be used with a flexible tile adhesive such as KÖSTER BD Flexible Tile Adhesive and subsequently directly tiled over.

Pipe and cable penetrations, such as drains and other outflows, can be safely and permanently sealed against water ingress with the flexible plastic sealing compound KÖSTER KB-Flex 200.

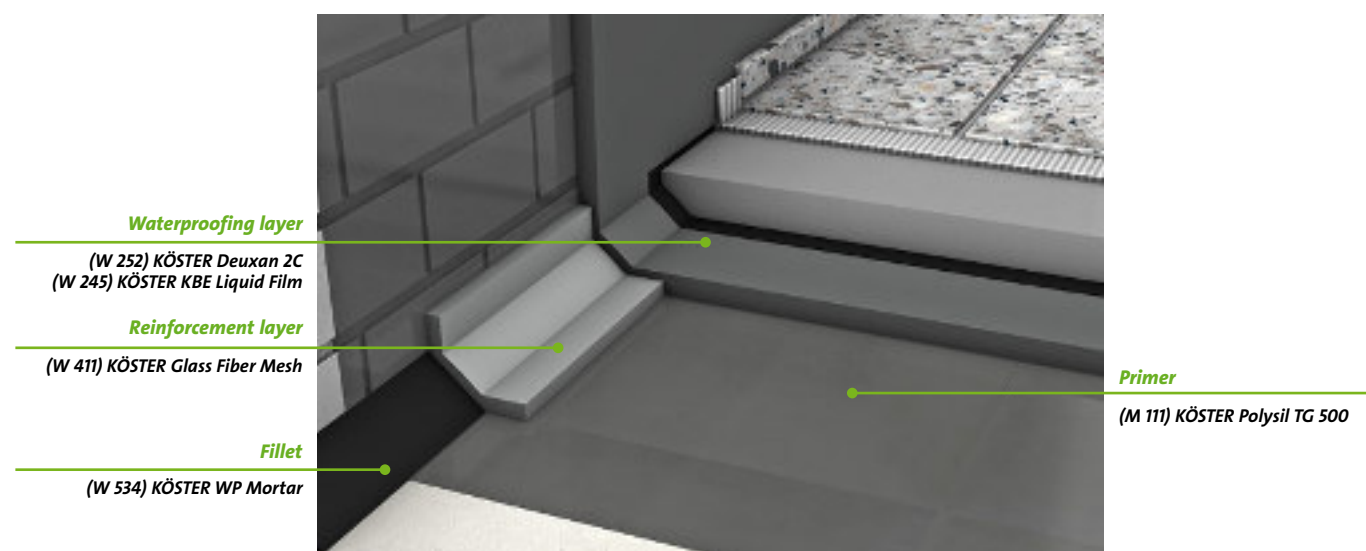
Always adhere to the specifications in the respective Technical Guidelines.

Waterproofing balconies and terraces



This field poses the highest demands on waterproofing. It must be able to resist the weather, be waterproof and provide a certain structural stability. Also, outside the movements of the construction members are usually comparably large so that it is necessary to use a waterproofing system with high crack bridging capabilities.

Waterproofing of balconies and terraces with liquid applied bitumen based waterproofing systems



Balconies and terraces are constantly exposed to rain, splash water and high temperature fluctuations. Therefore the waterproofing should always be crack bridging.

When working with liquid applied bituminous waterproofing the prepared and clean substrate is primed with KÖSTER Polysil TG 500. A rounded fillet made from KÖSTER WP Mortar is installed in wall/floor-junctions in order to protect the subsequent layers from damage caused by movement.

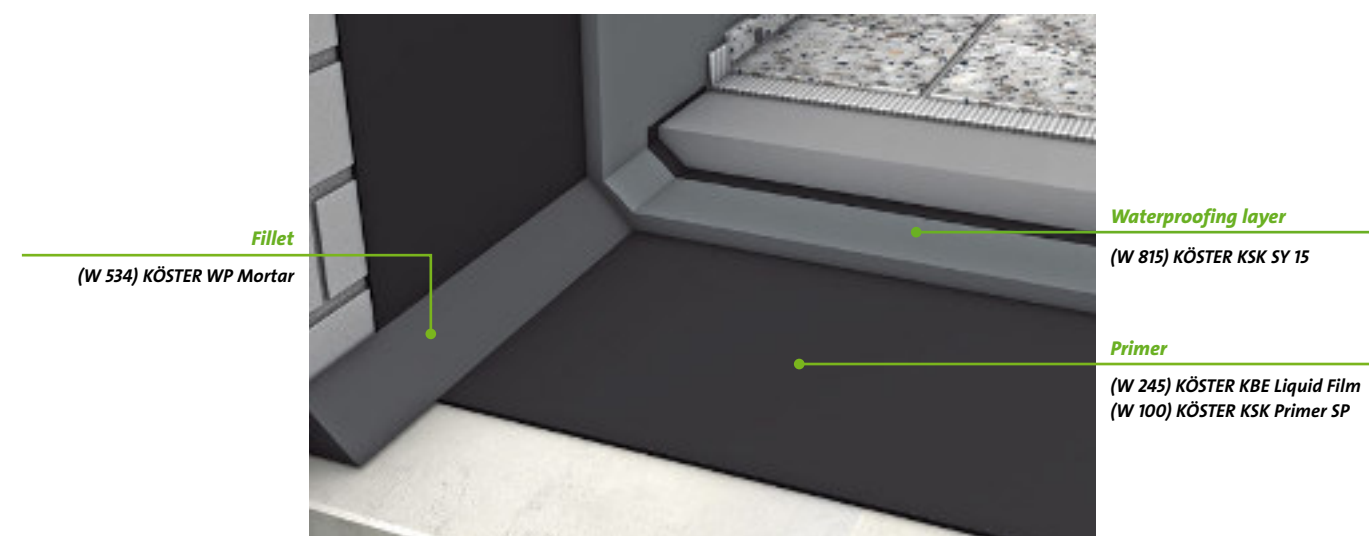
The waterproofing is carried out with a liquid applied coating in two layers. Ideally suitable is KÖSTER KBE Liquid Film. Alternatively the rubberized bitumen thick film sealant KÖSTER Deuxan 2C (4 – 6 mm)

can be applied. In the wall-floor-junction and areas in danger of cracking KÖSTER Glass Fiber Mesh is embedded into the fresh first waterproofing layer.

A screed protects the waterproofing against mechanical damage. A gliding layer consisting of 2 layers of PE-foil is installed under the screed.

Always adhere to the specifications in the respective Technical Guidelines.

Waterproofing of balconies and terraces with cold applied self adhesive membranes



A fast and easy method for waterproofing balconies and terraces is using the cold applied self adhesive KÖSTER KSK waterproofing membranes.

The solid and clean concrete substrate is primed with KÖSTER KBE Liquid Film which provides an excellent bond between the concrete and waterproofing layer.

A fillet in the wall-floor-junction can be installed by using KÖSTER Deuxan, (leg length 2 cm). Alternatively, before priming the substrate a fillet made of KÖSTER WP Mortar is applied (leg length 5 cm).

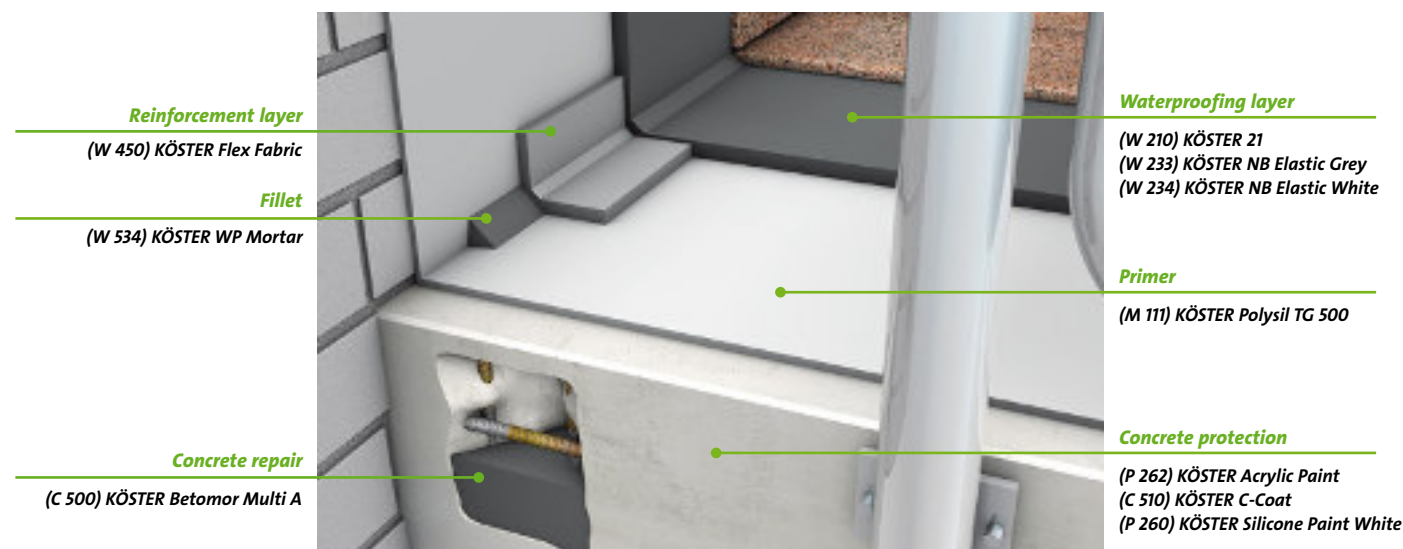
The standard area waterproofing is done with KÖSTER KSK SY 15. The waterproofing membranes are simply bonded onto the prepared substrate and overlapped min. 10 cm on each side.

If the waterproofing is applied vertically onto a wall, the waterproofing membrane is mechanically fixed. Connections and overlaps are sealed with KÖSTER BS 1 Bitumen Paste. If the top end of the waterproofing is to be plastered, it can be covered with KÖSTER Butyl Fix-Tape Fleece.

A screed protects the waterproofing against mechanical damage. A gliding layer consisting of 1 layer of PE-foil is installed under the screed.

Always adhere to the specifications in the respective Technical Guidelines.

Waterproofing of balconies and terraces with mineral based waterproofing System



The mineral waterproofing of balconies and terraces is carried out with crack bridging KÖSTER NB Elastic (white or grey), or KÖSTER 21. This waterproofing is resistant to foot traffic and can be covered with tiles. It also bonds to damp substrates.

Before installing the waterproofing the substrate is hardened and prepared with the primer KÖSTER Polysil TG 500. Fillets are installed with KÖSTER WP Mortar. In the wall floor junction and all areas in danger of cracking KÖSTER Flex Fabric is embedded into the fresh first waterproofing layer.

Concrete repair work is done with KÖSTER Betomor Multi A. The concrete surface must be mechanically cleaned and a solid substrate achieved. Reinforcement steel has to be thoroughly cleaned from rust by sandblasting. In case of severe damage the reinforcement has to be strengthened.

Minor damages in the concrete surface can be levelled with KÖSTER C-Coat, and painting done with KÖSTER Silicone Paint White.

Always adhere to the specifications in the respective Technical Guidelines.



M Restoration of masonry

M

KÖSTER
Polysil TG 500



Primer for mineral substrates before waterproofing with cementitious waterproofing slurries and PMBCs.

In case of masonry restoration the product is used during substrate preparation for restoration plaster systems in order to harden the substrate and immobilize salts. Also suitable for the additional hardening of waterproofing slurries. KÖSTER Polysil TG 500 is a low viscous, substrate solidifying, hydrophobizing combination product on a polymer / silicate basis for the protection of mineral substrates. On salt containing and moist substrates, it causes a reduction of the pore volume and thereby prevents formation of salt efflorescence.



Consumption	Article No.	Packaging
Approx. 0.1 - 0.13 kg / m ² depending on substrate	M 111 001	1 kg
Approx. 0.2 - 0.25 kg / m ² for hardening of slurries	M 111 010	10 kg



Masonry primer



Concrete primer



Prevents salt efflorescence



Strengthens substrate

KÖSTER
Mautrol Borehole Suspension



Sulphate-resistant, solidifying mortar with silicifying properties for the filling of voids and cracks before the installation of a horizontal barrier. Due to the low viscosity the mortar penetrates into the finest voids and cracks. Low viscosity, flows easily. Particularly for use before the installation of horizontal barriers by pressurized injection.

Consumption: Approx. 1.6 kg / l void

Article No.	Packaging
-------------	-----------

M 150 024	24 kg
-----------	-------

KÖSTER
Restoration Plaster Key Coarse



Fast, coarse plaster key with polymer additives for the substrate preparation of KÖSTER Restoration Plasters. Very good bonding also on very moist and highly salt burdened substrates.

Consumption: 4 - 6 kg / m²

M 154 025	25 kg
-----------	-------

KÖSTER
Hydrosilicate Adhesive SK



A component mortar for the gluing of KÖSTER Hydrosilicate Boards. KÖSTER Hydrosilicate Adhesive SK is also used for gluing the butted boards and used as a spackle / plaster for the installed boards.

Consumption: Approx. 3 kg / m² (depending on the substrate); Approx. 1.7 kg / m² as spackle per mm layer thickness

M 170 020	20 kg
-----------	-------

KÖSTER HSP-System:
M 170 + M 670

KÖSTER
Mautrol Liquid Sealant



Very thin fluid, deeply penetrating silicifying concentrate for waterproofing against rising damp (wicking moisture) in masonry. It reacts to water insoluble and water-repelling compounds which also have a solidifying and strengthening effect on the building material. Together with KÖSTER NB 1 Grey and KÖSTER Restoration Plasters it is suitable for the restoration of masonry.

Consumption: Approx. 0.1 kg / m per cm wall thickness per m wall

Article No.	Packaging
M 241 012	12 kg
M 241 036	36 kg
M 241 240	240 kg

KÖSTER
Mautrol Liquid Sealant Cartridge



Very thin fluid, deeply penetrating silicifying concentrate for waterproofing against rising damp (wicking moisture) in masonry. It reacts to water insoluble and water-repelling compounds which also have a solidifying and strengthening effect on the building material. Together with KÖSTER NB 1 Grey and KÖSTER Restoration Plasters it is suitable for the restoration of masonry.

Consumption: Approx. 0.1 kg / m per cm wall thickness per m wall

M 241 550	0.55 kg
-----------	---------

KÖSTER
Mautrol 2C



Can be applied in strongly moisture penetrated construction members for waterproofing against rising damp (wicking moisture) without previous drying. The material is applied by pressurized injection. Together with KÖSTER Restoration Plasters it is suitable for the restoration of masonry. KÖSTER Mautrol® 2C is a two-component, solvent-free, low viscous injection fluid on the basis of siliconates and esters and has a strengthening and solidifying effect on masonry.

Consumption: Approx. 0.15 kg / m per cm wall thickness

M 261 039	39.5 kg
M 261 262	262 kg

KÖSTER
Mautrol Flex 2C



2-component, solvent-free, acrylic based injection liquid against rising damp (wicking moisture). Suitable for application even in very damp construction members without prior drying.

Consumption: Approx. 0.2 kg / m per cm wall thickness

M 262 020	20 kg
-----------	-------

KÖSTER
Crisin Cream



Injection cream based on resin / silane against rising damp (wicking moisture). KÖSTER Crisin Cream is resistant against any moisture / salt content.

Consumption: 12 cm wall thickness: approx. 140 ml / m;
36 cm wall thickness: approx. 510 ml / m

M 278 010	10 l
M 278 310	310 ml cartridge
M 278 600	12 x 600 ml box

KÖSTER Crisin 76 Concentrate



Waterproofing against rising damp (wicking moisture), especially suitable in cases of high moisture and salt contents in the masonry.

Due to its low specific gravity (0.91 g / m³) and its low surface tension compared to water, KÖSTER Crisin 76 Concentrate displaces the water in the capillaries. After its full cure the material stays elastic, does not decay or decompose. KÖSTER Crisin 76 Concentrate is resistant against all ordinary aggressive media that occur in masonry (e.g. acids, bases, salts) during application and after curing.

KÖSTER Suction Angle System:
M 279 + M 930 + M 963



Consumption	Article No.	Packaging
Approx. 0.1 l / m per cm wall thickness	M 279 200	200 ml Box
	M 279 005	5 l
	M 279 010	10 l
	M 279 030	30 l



Simple installation



Also for thick walls



Successful over 25 years



Water insoluble

KÖSTER Fine Plaster



Finely textured thin layer plaster for smooth decorative surfaces on Restoration Plasters and mineral based substrates. It can be applied in layer thicknesses from 2 – 5 mm and is felt-floatable. KÖSTER Fine Plaster is hydrophobic, water, weather, and frost resistant. The surface is finely structured, closed, and can be finished with paint or wallpaper.

Consumption: 1.4 kg / m² per mm layer thickness

Article No.	Packaging
M 655 025	25 kg

KÖSTER Restoration Plaster Grey



Diffusion-open, salt-resistant restoration plaster. It can be applied manually or by machine. Very high porosity and hydrophobic properties. Prevents or reduces the formation of condensate. Free of light fillers. CE-certification according to DIN EN 998-1.

Consumption: Approx. 12 kg / m² per cm layer thickness

M 661 000	40 x 25 kg
M 661 025	25 kg

GOOD TO KNOW: SALT IN MASONRY

Without a functioning horizontal barrier, water containing various salts can be transported into and through a wall through capillary action. These can have different sources such as de-icing salt, fertilizer, or even from the brick itself. When the salt containing water evaporates in the surface area of the wall, the salt remains in the wall or on its surface, leading to an increase of salt concentration. The salt crystallizes on the surface or in the pores of the building material. This process is characterized by directed growth, an increase in volume and high strength of the crystals. When salt crystals form in the pores of a building material over a longer period of time, a high crystallization pressure builds up. This eventually leads to the destruction of the pore. Once this process has proceeded far enough, the surface of the construction material becomes brittle and starts to fall off. We recommend KÖSTER Crisin 76 Concentrate, KÖSTER Polysil TG 500 and KÖSTER Restoration Plasters as the ideal system components to protect and repair masonry from salt damage.



Salt crystals on the surface

KÖSTER Restoration Plaster White



Diffusion-open, salt-resistant, high compressive strength, white restoration plaster.

Due to its very high porosity and hydrophobicity it allows for a damage free drying and desalination of masonry, even at high salt contents. Prevents the formation of condensate and absorbs crystallizing salts. It can be applied manually or by machine. High compressive strength. Free of light fillers. For internal and external application. CE certified according to DIN EN 998-1. WTA certified.



Consumption	Article No.	Packaging
Approx. 12 kg / m ² per cm layer thickness	M 662 025	25 kg



Suitable for historical objects



On damp masonry



On salt burdened substrates



As well as for external use

KÖSTER Restoration Plaster White/Fast



White, fast setting restoration plaster. Diffusion-open, high compressive strength, water-repellent and ready for smoothing after 30 – 60 minutes. Prevents or reduces the formation of condensate. Free of light fillers. It is mainly used for small area waterproofing and restoration projects where a fast succession of work steps is necessary. CE-Certification according to DIN EN 998-1.

Consumption: Approx. 12 kg / m² per cm layer thickness

Article No.	Packaging
M 663 030	30 kg

KÖSTER Restoration Plaster White/Light



White, water-repellent, hydrophobic, salt-resistant restoration plaster open to water vapor diffusion with a low specific gravity and high porosity. Prevents or reduces the formation of condensate. CE-certification according to DIN EN 998-1.

Consumption: Approx. 9 kg / m² per cm layer thickness

M 664 025	25 kg
-----------	-------

KÖSTER Restoration Plaster Grey/Light



Grey, light, salt-resistant restoration plaster for the repair of moisture and salt-burdened substrates. Due to its porosity and hydrophobicity it allows the masonry to dry and desalinate while protecting the substrate from damage caused by salt crystallization.

Consumption: Approx. 8 kg / m² per cm layer thickness

M 664 020	20 kg
-----------	-------

KÖSTER
Hydrosilicate Tapered Board



The KÖSTER Hydrosilicate Tapered Board is a special designed board that prevents thermal bridgdes between the external and the internal walls or the ceiling. It is delivered in the size 500 x 380 x 60 to 20 mm.

Consumption: 5.26 Boards / m²

Article No. Packaging

M 670 001 20 Pcs./ Box

KÖSTER HSP-System:
M 170 + M 670

KÖSTER
Hydrosilicate Board



Hydrophobic, fiber free, breathable, mineral based boards for the renovation of mold infested mineral based interior building materials. KÖSTER Hydrosilicate boards have a high resistance to aging, are insulative and non-flammable. KÖSTER Hydrosilicate boards are free of synthetic additives, regulate moisture, reduce condensate formation, and promote a healthy indoor climate.

Consumption: 4.54 Boards / m²

M 670 008 8 Pcs. / Box
(50 mm)

M 670 016 16 Pcs./ Box
(25 mm)

KÖSTER HSP-System:
M 170 + M 670

KÖSTER
Suction Angle



Plastic angle for the pressureless and material saving installation of horizontal barriers against rising damp (wicking moisture) with the KÖSTER Suction Angle System. Re-usable.

M 930 001 Piece

KÖSTER Suction Angle System:
M 279 + M 930 + M 963

KÖSTER
Installation Tool for Capillary Rods



Assembly tool for an easy and fast installation of KÖSTER Capillary Rods.

M 931 001 Piece

KÖSTER
Extension for Crisin Cream Cartridge



Length: 100 cm.

M 932 100 Piece

KÖSTER
Drill Hole Cleaner



For cleaning drill holes before inserting the KÖSTER Capillary Rods..

Article No. Packaging

M 933 001 Piece

KÖSTER
Capillary Rods



For pressureless and material saving installation of horizontal barriers against rising damp (wicking moisture) with the KÖSTER Suction Angle System. The patented KÖSTER Capillary Rod releases the injection liquid evenly and directly to the masonry, effectively bridging cracks and voids. No material is wasted in cavities.

M 963 045 50 Pieces
(45 cm)

M 964 090 50 Pieces
(90 cm)

KÖSTER Suction Angle System:
M 279 + M 930 + M 963

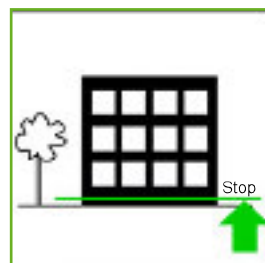
KÖSTER
Protimeter



For evaluating the surface moisture of construction members.

M 999 001 Piece

Horizontal barriers / Restoration of masonry



Rising moisture in masonry over a longer period of time can lead to considerable damage. Indications of this damage are salt efflorescence, flaking plaster, moist wallpaper and the formation of mold, which can be harmful. KÖSTER horizontal barriers stop rising moisture in new construction and existing buildings, protecting the value and integrity of the building.

Horizontal barriers beneath rising walls



Horizontal barriers for walls

(W 815) KÖSTER Fix-Tape 15 SY
Alternatives
 (W 233) KÖSTER NB Elastic Grey
 (W 221) KÖSTER NB 1 Grey
 + (W 721) KÖSTER NB 1 Flex

Horizontal waterproofing beneath the walls in a new construction is required to avoid rising moisture due to capillary action in masonry or concrete. For this application many KÖSTER products can be used. KÖSTER Fix-Tape 15 SY is a self adhesive waterproofing tape which is easy and fast to apply. Alternatively the waterproofing slurry KÖSTER NB

1 Grey (mixed with KÖSTER NB 1 Flex) or the crack bridging waterproofing material KÖSTER NB Elastic Grey are used.

Always adhere to the specifications in the respective Technical Data Sheets.

Horizontal barriers with pressureless injection

Levelling
 (W 534) KÖSTER WP Mortar

Horizontal barrier
 (M 279) KÖSTER Crisin 76 Concentrate
Alternatives
 (M 241) KÖSTER Mautrol Liquid Sealant

Accessories
 (M 930) KÖSTER Suction Angle
 (M 963) KÖSTER Capillary Rods



Plaster
 (M 662) KÖSTER Restoration Plaster White
Alternatives
 (M 661), (M 663),
 (M 664), (M 666)

Surface finishing
 (M 655) KÖSTER Fine Plaster
Alternatives
 (P 260) KÖSTER Silicone Paint White

Primer
 (M 111) KÖSTER Polysil TG 500

Rising damp (or “wicking”) moisture is among the most frequently encountered causes of damage in masonry walls. The results are clearly identifiable through the spalling of plaster, damaged joints and bricks, and also through salt efflorescence and algae growth. Damage from rising damp can be avoided by the installation of a horizontal barrier.

The easiest and most successful KÖSTER system to use when installing a horizontal barrier in existing walls is the KÖSTER Suction Angle System with KÖSTER Crisin 76 Concentrate. KÖSTER Crisin 76 Concentrate is a very thin fluid resin which penetrates into the smallest capillaries in the building material and stops the capillary action permanently, it also has a hydrophobizing effect.

Boreholes are drilled with a regular spacing which depends on the wall thickness. KÖSTER Crisin 76 Concentrate is injected, without pressure, into the wall via the KÖSTER Suction Angle and the KÖSTER Capillary Rod which acts as a wick. The pressureless system uses the same capillary action which is the cause of rising damp. Thereby rising moisture is stopped with the aid of its cause. The big advantage of the KÖSTER Capillary Rod is that it doesn't waste material in cracks or voids. Only where the rod touches the wall of the borehole will the material be released.

In some cases, e.g when the walls are only slightly damp, KÖSTER Mautrol Liquid Sealant can also be applied. Before the application an analysis of the moisture content and the salt content must be carried out.

In cases where damage is caused by rising damp the old plaster has to be removed from the wall. After the installation of the horizontal barrier the application of KÖSTER Restoration Plaster is required. KÖSTER Restoration Plaster allows the masonry to dry without damage. KÖSTER Restoration plasters are open to vapor diffusion and are hydrophobic. Salts remaining in the wall are absorbed by the KÖSTER Restoration Plasters so that salts do not effloresce to the surface and cause damage to the plaster or paint.

KÖSTER Restoration Plasters are available in different varieties (grey, white, fast and light). KÖSTER Restoration Plaster White is often used in older buildings without subsequent painting. KÖSTER Fine Plaster creates a very smooth surface and can be applied when desired to meet architectural goals. KÖSTER Restoration Plasters can only be painted over with breathable (open to vapor diffusion) paint such as KÖSTER Silicon Paint White.

Always adhere to the specifications in the respective Technical Data Sheets.

Horizontal barriers with pressure injection for voidless masonry



The installation of a horizontal barrier via pressurized injection is fast and effective. When it is possible to ensure that the wall is free of cracks or voids, the horizontal barrier can be installed with a pressurized injection system. Cracks and voids which become apparent during the drilling process can be filled with KÖSTER Borehole Suspension. After filling, the borehole is re-drilled.

Suitable injection liquids for this kind of application are KÖSTER Mautrol 2C and KÖSTER Mautrol Flex 2C. Two component materials have a faster setting time which results in quicker blocking of the capillaries.

In cases where damage is caused by rising damp the old plaster has to be removed from the wall. After the installation of a horizontal barrier the application of KÖSTER Restoration Plaster is required. KÖSTER Restoration Plaster allows the masonry to dry without damage. KÖSTER Restoration plasters are

open to vapor diffusion and are hydrophobic. Salts remaining in the wall are absorbed by the KÖSTER Restoration Plasters so the salts do not effloresce to the surface and cause damage to the plaster or paint.

KÖSTER Restoration Plasters are available in different varieties (grey, white, fast and light). KÖSTER Restoration Plaster White is often used in older buildings without subsequent painting. KÖSTER Fine Plaster creates a very smooth surface and can be applied when desired to meet architectural goals. KÖSTER Restoration Plasters can only be painted over with breathable (open to vapor diffusion) paint such as KÖSTER Silicon Paint White.

Always adhere to the specifications in the respective Technical Data Sheets.

Restoration of masonry with restoration plasters



When masonry is just slightly damp often a renovation using KÖSTER Restoration Plasters is enough to dry the wall and stop damage from occurring. In this case the old plaster has to be removed from the wall and the joints raked out. All loose particles have to be removed to provide a stable and absorptive, open pored surface. For best results, prime with KÖSTER Polysil TG 500 prepares the masonry for the application of KÖSTER Restoration Plaster. KÖSTER Polysil TG 500 hardens the substrate as well as reduces the mobility of salts. Masonry repairs are carried out with KÖSTER WP Mortar.

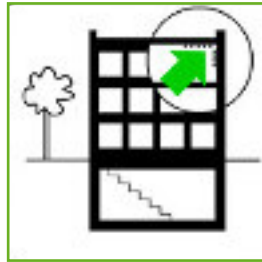
Before the application of the main plaster coat, a plaster key made from the chosen KÖSTER Restoration Plaster mixed with KÖSTER SB-Bonding Emulsion is applied to provide a larger surface area and to ensure the best possible bond to the substrate. KÖSTER Restoration Plaster allows the masonry to dry

without damage. KÖSTER Restoration plasters are open to vapor diffusion and are hydrophobic. Salts remaining in the wall are absorbed by the KÖSTER Restoration Plasters so that salts do not effloresce to the surface and cause damage to the plaster or paint.

KÖSTER Restoration Plasters are available in different varieties (grey, white, fast and light). KÖSTER Restoration Plaster White is often used in older buildings without subsequent painting. KÖSTER Fine Plaster creates a very smooth surface and can be applied when desired to meet architectural goals. KÖSTER Restoration Plasters can only be painted over with breathable (open to vapor diffusion) paint such as KÖSTER Silicon Paint White.

Always adhere to the specifications in the respective Technical Data Sheets.

Anti-Mold System



Mold in living areas is caused by moisture penetration and thermal bridges and can cause serious health problems as the mold releases spores into the air which are then inhaled by the inhabitants. A special Anti-Mold System – which functions on a purely physical basis and which is free of fungicidal toxins provides a permanent protective coating on which mold cannot grow.

Mold Remediation with KÖSTER hydrosilicate boards



Due to health reasons alone, living and storage spaces should be free of mold. The KÖSTER Hydrosilicate Board System fights mold without the use of toxins. Based on a pure physical functionality, KÖSTER Hydrosilicate Boards stops mold in its tracks. Due to its thermal insulating effect, it acts as a moisture control, helps reduce the formation of condensation, and provides a pleasant living environment. The presence of high alkalinity and a permanent dry surface prevent the undesirable growth of mold.

Old wall coverings and bond inhibiting substances such as wallpaper, gypsum residues, paint or insulation must be completely removed. Absorbent substrates are primed with KÖSTER Polysil TG 500. Irregularities and holes in the surface smaller than 5 mm can be levelled with KÖSTER Hydrosilicate Adhesive SK. Larger surface defects can be repaired using KÖSTER Repair Mortar mixed with 20% KÖSTER SB Bonding Emulsion added to the mixing water.

Apply the system only after the substrate leveling has completely cured. For gluing, KÖSTER Hydrosilicate Adhesive SK is fully and completely applied to the substrate. The KÖSTER Hydrosilicate Boards are cut to the desired size using a hand saw and are pressed to the wall. After the boards have been installed, bead of KÖSTER Hydrosilicate Adhesive SK is applied along edges of the boards to make sure that the joints are fully filled. Subsequently, the whole area is plastered with a layer of KÖSTER Hydrosilicate Adhesive SK.

All successive paints must be open to vapor diffusion, such as KÖSTER Silicone Paint White. Always adhere to the specifications in the respective Technical Data Sheets.



IN Injection Systems

Crack injection and crack repair systems

IN

KÖSTER IN 1



Water activated hydrophobic PU injection foam. The material only reacts when it comes in contact with water and immediately forms a stiff, waterproof polyurethane foam. Volume expansion up to 30 times. Free of solvents and fillers, resistant to hydrolysis.
Fields of application: waterproofing water bearing cracks in concrete and masonry.

Consumption: Approx. 0.1 kg / l void

Article No. Packaging

IN 110 001	1 kg
IN 110 005	5.5 kg
IN 110 027	27.5 kg

KÖSTER 2 IN 1



2 products in 1: PU Injection resin for dry and water bearing cracks, two component, solvent-free.

The specialty: KÖSTER 2 IN 1 forms an elastic foam when coming into contact with water which pushes the water out of the crack. If no water is present the material forms an elastic solid body resin and permanently seals the crack. Fields of application: waterproofing of water bearing and permanently sealing dry cracks in masonry and concrete. CE Certification according to DIN EN 1504-5.



Consumption	Article No.	Packaging
Approx. 0.1 kg / l void (foam)	IN 201 001	1 kg
Approx. 1.1 kg / l void (solid resin)	IN 201 005	5 kg
	IN 201 025	25 kg



For water bearing cracks



Forms foam in wet cracks



For dry cracks



Forms resin in dry cracks

KÖSTER IN 2



Elastic PU injection resin. For permanently waterproofing cracks and joints also for repair of moving cracks. Viscosity approx. 200 mPa.s.
Fields of application: In combination with KÖSTER IN 1 for the permanent, elastic sealing of water bearing cracks and joints. Without pre-injection for the sealing of dry cracks, joints and voids. KÖSTER IN 2 is used in cases where future movements of the building structure can not be excluded.

Consumption: Approx. 1.1 kg / l void

IN 220 001	1 kg
IN 220 008	8 kg
IN 220 040	40 kg

KÖSTER IN 3



Viscoplastic 2- component PU injection resin for the restoration of structural strength in cracks and joints. Solvent free, low viscosity. Compressive strength >80 N/mm², tensile strength 14 N/mm².
Fields of application: In combination with KÖSTER IN 1 for the permanent sealing and bridging (where structural strength is required) of water bearing cracks and joints in concrete.

Consumption: Approx. 1.1 kg / l void

IN 230 001	1 kg
IN 230 008	8 kg

KÖSTER KB-Pox IN



Low viscous injection resin for crack injection.

Due to its high rate of penetration into porous substrates and its excellent adhesion to concrete, stone, masonry and metal, KÖSTER KB-Pox IN permanently seals and bridges cracks as well as joints and restores structural integrity. KÖSTER KB-Pox IN does not contain any fillers or softeners and thereby sedimentation is avoided. Fields of application: Suitable for the restoration of structural bonding in cracks and joints. Without pre-injection KÖSTER KB-Pox IN can, without any prior injection, be used for filling and closing dry, damp and wet cracks, joints and voids. CE Certification according to DIN EN 1504-5.



Consumption	Article No.	Packaging
Approx. 1 kg / l void	IN 231 001	1 kg
	IN 231 006	6 kg



Penetrates into very fine cracks



Suitable for moist cracks



Suitable for wet cracks



Crack stitching

KÖSTER IN 4



Solvent free, flexible, extremely low viscosity polyurethane for elastically sealing very fine cracks and construction joints in building structures. KÖSTER IN 4 acts passively when coming into contact with steel or iron, so that corrosion protection is achieved.

Fields of application: waterproofing of fine cracks, construction joints, hose injection, or for solidifying porous building structures.

Consumption: Approx. 1.1 kg / l void

Article No.	Packaging
IN 240 001	1 kg
IN 240 010	10 kg

KÖSTER IN 5



Very low viscosity, 2-component elastic PU injection resin, specially suitable for hose injection. For permanently and elastically sealing dry, moist and waterbearing cracks and joints in concrete. Two component, very low viscosity, (at + 25 °C approx. 70 mPa · s). Mixing ratio 1: 1 by volume. Fields of application: pressurized injection, waterproofing of fine cracks, hose injection or for solidifying porous building structures. CE-Certification according to DIN EN 1504-5.

Consumption: Approx. 1.1 kg / l void

IN 250 010	10 kg
IN 250 025	25 kg

KÖSTER IN 7



Viscoplastic, water activated PU injection foam. Reacts only when in contact with water and spontaneously forms a compact, viscoplastic, waterproof polyurethane foam which is able to follow crack movements. Volume expansion up to 30 times. Free of solvents and fillers, resistant to hydrolysis.
Fields of application: Single-step waterproofing of water bearing cracks without the subsequent injection of a solid body resin.

Consumption: Approx. 0.1 kg / l void

IN 270 001	1 kg
IN 270 005	5.5 kg
IN 270 027	27.5 kg

KÖSTER PUR Gel



Water activated polyurethane gel for area injections as well as for waterproofing expansion and dilation joints. KÖSTER PUR Gel reacts with water and can bind up to ten times its own weight in water. Oakum soaked in KÖSTER PUR Gel can be an elegant method for solving difficult active water ingress problems in pipes, joints, and cavities. It is often used where large amounts of free water must be bound.

Consumption: Depends on the field of application.

Article No. Packaging

IN 285 002 2.5 kg
IN 285 025 25 kg
IN 285 210 210 kg

KÖSTER Injection Gel G4



Low viscosity acrylic gel for curtain injection and area injection of masonry


Water based, elastic gel with a very low starting viscosity after initial mixing. It is capable of binding water during gelation. The swelling ability after full curing allows a 10% uptake of additional water into the gel structure. Due to the low starting viscosity it can be injected into fine substrate pores. Drinking water certification.



Consumption	Article No.	Packaging
Depends on the field of application.	IN 290 021	21.4 kg



Masonry injection



Curtain injection



Injection equipment



Specialized applications

KÖSTER Injection Gel S4



Reaction time adjustable acrylic gel for curtain and area injection, as well as filling voids. High adhesion to mineral substrates. Water based gel with low initial viscosity and elastic end properties. Can bind water during the reaction. Swells up to 10 % during hardening, and is reversible. Due to the low viscosity it can be injected into very fine pored structures using a multi-stage injection technique fitted to the reaction-time curve of the material.

Consumption: Depends on the field of application

IN 294 021 21.1 kg

KÖSTER Micro Grout 1C



Injection grout for the restoration of structural strength in cracks or voids in masonry and concrete. KÖSTER Micro Grout 1C possesses a high compressive strength, is shrink free, and does not show sedimentation during its pot life.

Fields of application include crack injection also in overhead areas, filling of voids, as well as the grouting of masonry anchors.

Consumption: Approx. 1.6 kg / l void

IN 295 024 24 kg

KÖSTER Injection Gel J4



Acrylate Gel for joint injection. Due to its high stability in connection with a high flank adhesion it elastically waterproofs dilation joints, work joints, and wall / floor joints. The Gel has a very low initial viscosity of 30 mPa·s and after full cure has the consistency of joint silicone. The high stability reduces the tendency of the gel to dry out. It is also suitable for crack injection.

Consumption: Depends on the field of application

Article No. Packaging

IN 296 021 21.4 kg

KÖSTER Injection Barrier



Fast curing 2-component mortar used to create a cementitious layer to prevent the loss of injection material due to uncontrolled outflow.

Consumption: Approx. 1.9 kg / sqm / mm layer thickness. For leveling the surface the consumption is 1.9 kg / l void. The total consumption can vary strongly depending on the roughness of the surface.

IN 501 025 25 kg

KÖSTER PUR Cleaner



Cleaning agent for the removal of fresh polyurethane. Suitable for cleaning tools, e. g. the KÖSTER 1C Injection Pump after injecting KÖSTER Injection Resins. Based on special solvents.

Consumption: as needed

IN 900 010 10 l

KÖSTER Masonry Packer



KÖSTER masonry packer is particularly suitable for pressure injections into masonry. It provides a high and homogeneous contact pressure to the borehole. Four fins and two ridges on the rubber gasket prevent rotation during tightening and facilitate the optimal fixation of the packer in the borehole. It has a firmly mounted cone-head fitting for pressure injection and is galvanised.

IN 901 001 100 Pieces
(13 x 85 mm)






IN 902 001
(13 x 115 mm)




KÖSTER Impact Packer 12



Plastic packer with cone-head fitting and non-return valve for low-pressure resin injection.

IN 903 001 500 Pieces
(12 x 70 mm)

		Article No.	Packaging
KÖSTER <i>Drive in aid for Impact Packer 12</i> 	Plastic cylinder for installing impact packers.	IN 907 001	Piece
KÖSTER <i>Impact Packer 18 Adapter</i> 	Adapter for connecting KÖSTER Impact Packers 18 and KÖSTER Impact Packers 18 Plus.	IN 908 001	Piece
KÖSTER <i>Lamella Impact Packer</i> 	A modular impact packer for the injection of grouts, gel, and injection resins. Depending on the application it can be expanded with a slip-on non-return valve. Drillhole diameter 18 mm. Patented.	IN 909 001 (18 x 112 mm)	100 Pieces
	Valve for the KÖSTER Lamella Impact Packer.	IN 910 001	100 Pieces
KÖSTER <i>Drive in aid for Lamella Packer</i> 	Plastic cylinder for installing KÖSTER Lamella Packer.	IN 911 001	Piece
KÖSTER <i>Superpacker</i> 	Particularly suitable for pressure injections. The KÖSTER Superpacker provides a very high contact pressure to the borehole due to the cone-shaped center of the tightening mechanism. Four fins and two ridges on the rubber gasket prevent rotation during tightening and facilitate the optimal fixation of the packer in the borehole. It has a firmly mounted cone-head fitting for pressure injection and is galvanised.	IN 912 001 (10 x 85mm)	100 Pieces
		IN 913 001 (10 x 115 mm)	100 Pieces
		IN 914 001 (13 x 85 mm)	100 Pieces
		IN 915 001 (13 x 115 mm)	100 Pieces
	* Optional: All packers can also be delivered with loosely mounted cone-head fittings or pan-head fittings.		

		Article No.	Packaging
KÖSTER <i>One-day-site Packer</i> 	Allows injection work to be completed in one day. The screw packer for pressure injection has a firmly mounted cone-head fitting and two non-return valves. Immediately after injecting, that part of the port which protrudes from the wall can be unscrewed and removed. The central part of the port stays in the wall sealing the borehole so that no injection material can flow out of the borehole even under high pressure. The borehole can then be closed immediately after injection.	IN 921 001 (13 x 90 mm)	100 Pieces
		IN 922 001 (13 x 120 mm)	100 Pieces
KÖSTER <i>Injection Lance</i> 	Injection lance with pan-head fitting for gel injections.	IN 923 001 (18 x 300 mm)	25 Pieces
		IN 924 001 (18 x 550 mm)	25 Pieces
KÖSTER <i>Distributor Lance</i> 	Injection lance with pan-head fitting for gel curtain injections and a guide bar for the lateral distribution of the injection material. German patent, European patent.	IN 925 001 (18 x 300 mm)	25 Pieces
		IN 926 001 (18 x 580 mm)	25 Pieces

*** Optional: All packers can also be delivered with loosely mounted cone-head fittings or pan-head fittings.**

GOOD TO KNOW: ANALYZING CRACK MOVEMENTS

Moving cracks are cracks where one of the flanks of the crack or both change their location. To analyze if a crack moves or not, a very simple and secure method can be used: a gypsum mark serves as a crack monitor. A bone-shaped layer of gypsum with a thickness of 10 mm is applied to the cracked surface. Gypsum marks have to be numbered and dated. Moreover, the position and state of the installed gypsum marks are to be documented with drawings or photographs at regular intervals over a certain period of time. The gypsum marks are frequently checked. If the mark is unbroken, the crack did not move. If the crack has moved, the gypsum mark will have cracked right over the crack in the substrate. A moving crack can be sealed either elastically (in the case of waterproofing or aesthetic repair) or rigidly (in the case that restoration of the structural strength is required). When closing moving cracks rigidly, the appearance of a new crack close to the old crack must be prevented e.g. by eliminating the cause of the movement.



Gypsum mark

KÖSTER
Gel Pump



2 component injection pump specially designed for KÖSTER PUR Gel. The electrical pump allows for a stageless adjustable mixing ratio (gel : water) and is operated by a pressure of approx. 15 bar. The maximum delivery rate is approx. 2.5 l / min. Technical data: Operating pressure approx. 15 bar, electrical connection 230 V, 50 Hz, Static suction lift 2 m, capacity of the material hopper approx. 6 kg PUR Gel.



Technical Data		Article No.	Packaging
Operating pressure	Approx. 15 bar	IN 928 001	Piece
Electrical connection	230 V, 50 Hz		
Static suction lift	2 m		
Material Hopper	Approx. 6 kg PUR Gel		



Curtain injection



Surface injection



Water-bearing joints



Steplessly adjustable

Accessories list for the KÖSTER Gel Pump

KÖSTER
Water Hose



Length: 5 m

Article No. Packaging

IN 928 002 Piece

KÖSTER
Gel Hose



Length: 5 m

Article No. Packaging

IN 928 003 Piece

KÖSTER
Manometer



40 bar

Article No. Packaging

IN 928 004 Piece

KÖSTER
Mixhead



Article No. Packaging

IN 928 005 Piece

KÖSTER
Injection Whip



Length: 300 mm

Article No. Packaging

IN 928 006 Piece

KÖSTER
Slide Coupling



Connection M10 x 1

Article No. Packaging

IN 928 007 Piece

KÖSTER
Swivel-joint



Connection between injection whip and slide coupling. Length 300 mm, connection M10 x 1

Article No. Packaging

IN 928 008 Piece

KÖSTER
1C Injection Pump



1 component injection pump for KÖSTER Injection Resins (foams and resins).

The electrical pump is suitable for high and low pressure injections in cracks or voids. Operating pressure can be adjusted from 0 - 200 bar. The maximum delivery rate is approx. 2.2 l / min. Technical data: Operating pressure approx. 0 -200 bar, electrical connection 230 V, 2,25 A, 50 Hz, motor performance 0,75 kW, capacity of the material hopper approx. 6 kg PUR Gel.



Technical Data		Article No.	Packaging
Operating pressure	0 - 200 bar	IN 929 001	Piece
Electrical connection	230 V, 2.25 A, 50 Hz		
Material hopper	0.75 kW		
Capacity	Approx. 6 l		



0 - 200 bar adjustable pressure



Suitable for foams



Suitable for resins



6 l container capacity

Accessories list for the KÖSTER 1C Injection Pump

KÖSTER
HP Material Hose



Length: 5 m

Article No. Packaging

IN 929 002 Piece

KÖSTER
Ball Valve



With grip head

Article No. Packaging

IN 929 003 Piece

KÖSTER
Manometer



200 bar

Article No. Packaging

IN 929 004 Piece

KÖSTER
Material Hopper



6 l material hopper with sieve for the KÖSTER 1C Injection Pump.

Article No. Packaging

IN 929 005 Piece

KÖSTER
Coarse Sieve



Coarse sieve for the KÖSTER 1C Injection Pump.

Article No. Packaging

IN 929 006 Piece

KÖSTER
Fine Sieve



Fine sieve for the KÖSTER 1C Injection Pump.

Article No. Packaging

IN 929 007 Piece











KÖSTER
Injection Gun




One-handed adjustable high-pressure injection gun for KÖSTER 1C Injection Pump. M16 x 1.5

Article No. Packaging

IN 929 016 Piece

		Article No.	Packaging			Article No.	Packaging
KÖSTER Acrylic Gel Pump 	Pneumatic pump made of stainless steel for the application of KÖSTER Injection Gel G4. Mixing ratio 1: 1 Capacity: Max. 11 ltrs. per minute. Working pressure: 20 - 200 bar.	IN 930 001	Piece	KÖSTER Injection Whip for Hand Pump 	Available length: 500 mm or 300 mm. Threaded connection M10 outside	IN 953 003 (300 mm)	Piece
KÖSTER Material Hose 	High pressure material hose for KÖSTER Acrylic Gel Pump, Length 2 m.	IN 930 002	Piece	KÖSTER Grip Head 	With 4 jaws for cone-head fittings.	IN 953 005	Piece
KÖSTER Loka Hand Pump 	Manual membrane pump for the pumping and injection of grouts.	IN 952 001	Piece	KÖSTER Foot Pump 	Manual membrane pump for pumping and injecting liquid products.	IN 958 001	Piece
KÖSTER Hand Pump without Manometer 	For small injection projects or areas which are difficult to access. Operating pressure 10 bar max. , output approx. 2 cm ³ per pass.	IN 953 001	Piece	KÖSTER Cleaning Brush 	Conical round brush for cleaning voids at cable and pathway penetrations.	IN 959 001	Piece
KÖSTER Hand Pump with Manometer 	For small injection projects or areas which are difficult to access. Operating pressure 10 bar max. , output approx. 2 cm ³ per pass.	IN 953 002	Piece	KÖSTER Resin Stirrer 	Special mixer for resins. Reduces air enclosures entrainment. Replaceable stirring disc. Shaft 12 mm Ø for chuck	IN 988 001 (stirring disc: 100 mm) IN 988 002 (replacement disc) IN 989 001 (stirring disc: 75 mm) IN 989 002 (replacement disc)	Piece

Crack injection and hose injection



Cracks in a building's substance are structurally weak points. Additionally, penetrating water may cause damage and affect the lifespan and usability of the building. An elastic sealing or structural-bonding of the crack is required. In order to achieve this, the crack is completely filled over its entire course with a polyurethane injection resin via pressure injection. The KÖSTER injection resins which are applied can also be used in drinking water environments.

Elastic and structural crack injection by pressure injection on dry or wet cracks



Installing the packers

(IN 914) KÖSTER Superpacker

Alternatives

(IN 918) KÖSTER One-day-site Packer

(IN 903) KÖSTER Impact Packer 12

Injection Resin (elastic)

(IN 201) KÖSTER 2 IN 1

Alternatives

(IN 250) KÖSTER IN 5

Injection Resin (structural)

(IN 231) KÖSTER KB-Pox IN

Alternatives

(IN 230) KÖSTER IN 3

(IN 295) KÖSTER Micro Grout 1C

Pump

(IN 929) KÖSTER 1C Injection

Dry or wet cracks are sealed permanently with KÖSTER injection materials.

KÖSTER 2 IN 1 is the standard material for waterproofing cracks. The material forms a foam when it comes in contact with water and stops it by reacting with the water or displacing it. A second injection using the same material permanently and elastically waterproofs the crack.

KÖSTER IN 3 is used for the structural bonding of cracked or damaged building elements. KÖSTER KB Pox IN can be used for structural re-bonding in dry or wet cracks.

KÖSTER IN 5 is a very low viscous polyurethane injection resin with a very long pot life. It is especially suitable for injection into very small and fine cracks.

KÖSTER Micro Grout 1C is a mineral injection material which is ideal to fill voids and cracks of medium width. The material has excellent adhesion properties even to damp substrates. It also possesses a very high compressive strength after curing.


All KÖSTER injection resins are installed with the KÖSTER 1C Injection Pump via injection valves called "Packers" into the crack. Depending on the application, different packers are available. KÖSTER Impact Packers "12" are installed very quickly and are recommended for low to medium pressure.

The KÖSTER Superpackers are used for all applications injecting with low and high pressure. KÖSTER One Day Site Packers have an extra one-way return valve. The bottom portion of the packer prevents the injection material from flowing back out of the wall so that the upper part of the packer can be removed directly after injection and the borehole stays pressure sealed. The drill hole can be sealed immediately after the injection works.

KÖSTER Micro Grout 1C develops an excellent bond to wet substrates and has a high final compressive strength.

Always adhere to the specifications in the respective Technical Guidelines.

Pressure injection of water bearing cracks



Installing the packers

(IN 914) KÖSTER Superpacker

Alternatives

(IN 918) KÖSTER One-day-site Packer

(IN 903) KÖSTER Impact Packer 12

Pump

(IN 929) KÖSTER 1C Injection Pump

Injection Resin

(IN 110) KÖSTER IN 1

Alternatives

(IN 201) KÖSTER 2 IN 1

(IN 270) KÖSTER IN 7

Permanent seal with

(IN 220) KÖSTER IN 2

Alternatives

(IN 201) KÖSTER 2 IN 1

In case of water actively leaking from a crack a combination of KÖSTER IN 1 (very fast foaming after contact with water) and KÖSTER IN 2 (used for permanently sealing the crack) is applied.

KÖSTER IN 7 is also a very fast foaming injection resin which creates a permanently elastic seal. KÖSTER IN 7 needs to have contact with water to build foam and for curing.

All KÖSTER injection resins are installed with the KÖSTER 1C Injection Pump via injection valves called "Packers" into the crack. Depending on the application, different packers are available. KÖSTER

Impact Packers "12" are installed very quickly and are recommended for low to medium pressure.

KÖSTER Packers and KÖSTER Superpackers are used for all applications from low to high pressure.

KÖSTER One Day Site Packers have an extra valve so that the upper part of the packer can be removed directly after injection and the hole plugged. The borehole stays pressure sealed.

Always adhere to the specifications in the respective Technical Data Sheets.

Waterproofing of construction joints in the wall/floor junction



For retroactive waterproofing of the wall-floor junction the boreholes have to be drilled transecting the construction joint. The borehole should be drilled approximately into the middle of the construction joint.

For this application KÖSTER Suppackers or KÖSTER One Day Site Packers are used. The injection is done with the KÖSTER 1C Injection Pump.


For this KÖSTER IN 5 can be used, which is a very low viscous polyurethane injection resin with a very long

pot life. It will pass into the small and finest cracks along the construction joint.

In case of flowing water or when it is not certain if the crack is dry or wet KÖSTER 2 IN 1 is injected. It is injected twice 10 – 20 minutes apart to ensure that the joint is permanently and elastically sealed.

Always adhere to the specifications in the respective Technical Data Sheets.

Construction joint injection via an injection hose




Construction joints, especially in the wall floor junction, when installed underneath ground level always need particular attention when it comes to waterproofing. Defects in this area are not uncommon.

Before pouring the concrete for the rising wall, the injection hose is installed in the construction joint. Injection hoses are perforated or slotted. After the concrete has cured an elastically curing resin is pressure injected into the injection hose. The joint is now permanently elastically sealed and waterproofed.

For the application via injection hose KÖSTER IN 5 is the product of choice. It has a low viscosity and a long pot life. These two aspects are very important for the application so the product has enough time to enter the small and fine voids and doesn't start to react during the injection.

Always adhere to the specifications in the respective Technical Data Sheets.

Vertical and horizontal curtain injection



The subsequent waterproofing of building components which are not accessible due to neighboring construction or other considerations (such as tunnels, underground parking garages, elevator shafts, or concrete base slabs), is commonly carried out through the waterproofing method referred to as curtain injection. The graphic above shows an elevator shaft being subsequently waterproofed through horizontal curtain injection (underneath the concrete base slab) and through vertical curtain injection (through the walls).


A quadratic, surface-centered grid of standard packers have been drilled into the building component. KÖSTER Injection Gel G4 is injected in numerous phases through the drill holes and results in hemispherical areas of waterproofing on the positive (outer) side of the wall, separating the

building component from ground water. For this particular field of application KÖSTER Injection Gel G4 has received a general construction approval from the Deutschen Institut für Bautechnik (German Institute for Structural Engineering).

Curtain injection of building components with perforated bricks, bricks with finger holes, aerated concrete blocks, or double-wall constructions require the use of special impact packers. These injection lances, also known as very long packers, can bridge cavities within the wall and discharge the injection material into the ground on the outer side of the building component.

Always adhere to the specifications in the respective Technical Guidelines.

Masonry injection



Vertical masonry injection (also known as area injection) is a standard method for the subsequent waterproofing of brick building elements in which excavation is not economical or possible. Boreholes are drilled horizontally on the inside of the building component and angularly at wall-floor connections and wall corners. The drilling depths are determined according to the wall thickness and can amount to 50% to 90% of the wall thickness. The drill holes must be drilled in such a way that at least one joint is crossed. The holes are drilled in a grid horizontally and vertically with every second row offset. Packers are spaced according to the masonry type at hand. The diameter of the drill holes depends on the chosen packers.

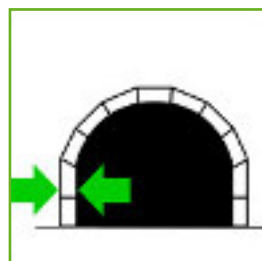
KÖSTER Superpackers are inserted into the drill holes. In most cases, it is necessary to install an injection

barrier, for example with KÖSTER Injection Barrier, in order to prevent the loss of injection material due to uncontrolled outflow. In cases of exposed masonry where the appearance must be maintained (such as in historical vaults), KÖSTER Repair Mortar NC can be used for touch ups where needed without significantly altering the appearance of the masonry instead of installing a complete injection barrier.

KÖSTER Injection Gel G4 is injected in multiple phases until a pressure resistance is achieved. Afterwards the packer holes are filled with KÖSTER KB-Fix 5. For a decorative and functional surface design, KÖSTER Restoration Plasters can be applied over the KÖSTER Injection Barrier.

Always adhere to the specifications in the respective Technical Guidelines.

Tunnel waterproofing



Tunnel waterproofing requires specialized waterproofing materials which can vary depending on the type of tunnel elements and construction methods involved. Special parameters such as abnormally high water pressure and infrastructure conditions must be taken into consideration during restoration planning. Additionally, other structural concerns such as chemical/mechanical stresses must be taken into account and considered during the selection of appropriate products. The following application methods are listed according to type and condition of the building component.

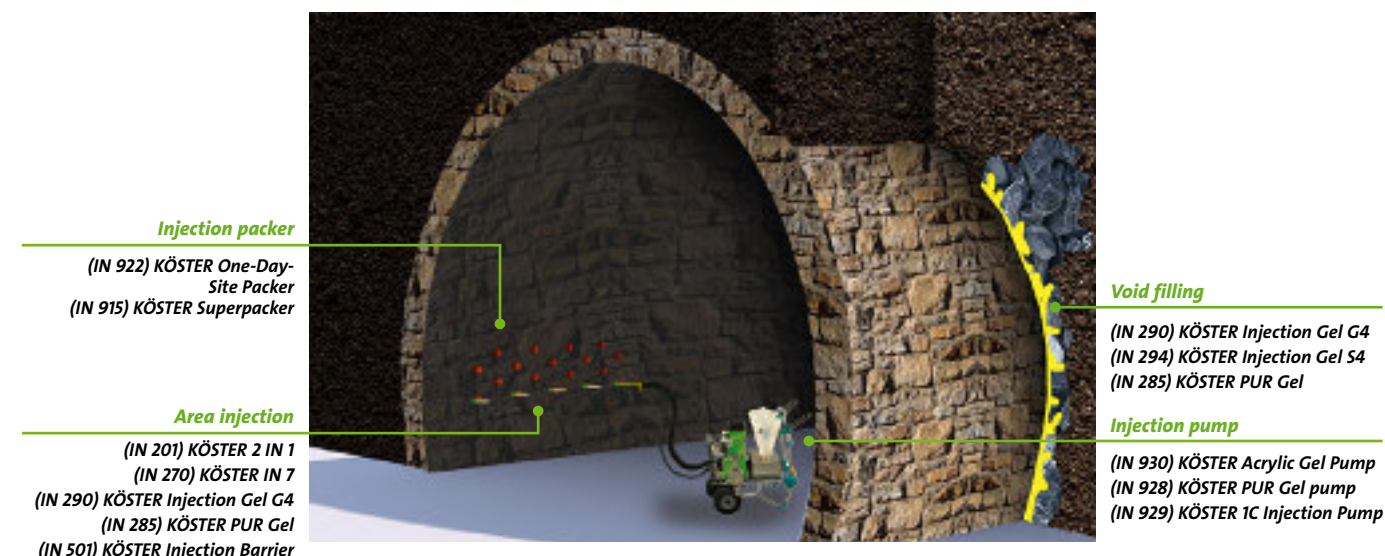
Tubbing Tunnel Construction



Tunnels consisting of tubbing elements which are built with a tunneling shield or Tunnel Boring Machine (TBM) represent the most advanced method used in tunnel construction. However, despite heavy reinforcement, cracks can appear on the concrete surface due to high pressure from hydraulic stresses on the tubbing elements. In order to prevent moisture damage due to water penetration and subsequent corrosion of the reinforcement, these cracks are sealed with standardized injection methods. Since the cracks can be assumed to be static, crack-bridging as well as structural rebonding products are suitable.

Another common problem in tunnel construction is the partial failure of the outer seal and consequent leakage through the tubbing element joints. Very often curtain injection behind the tubbing element is the chosen method of repair. A grid of drill holes are drilled through the tubbing element and are injected with an injection gel. The injection material solidifies the adjacent layers of earth and waterproofs the building component from the backside.


Masonry Tunnel Construction



Similar to standard masonry structures, masonry tunnels built with natural stone or brick can also be injected. The injection material is injected with the designated pressure through a grid of drill holes. The goal is to waterproof the water bearing areas in the building element in order to later apply negative side waterproofing.

Hollow spaces behind masonry components require special attention. Here air-filled joints as well as large voids which are more or less filled with water-saturated material (such as earth, sand, gravel, or rubble) can be found. In many cases, it is important to ensure that no structural bonding with the surrounding rock layers takes place.

Negative Side Waterproofing



Several waterproofing systems can be applied to the negative pressure inner side. KÖSTER KD 2 Blitz Powder and KÖSTER Waterstop can be applied to stop small leaks. Joints can be repaired with KÖSTER Repair

Mortar or KÖSTER Repair Mortar Plus and KÖSTER NB 1 Grey can even be applied on surfaces as negative side waterproofing.

Waterproofing tunnels built in mining technique

Stopping active leakages

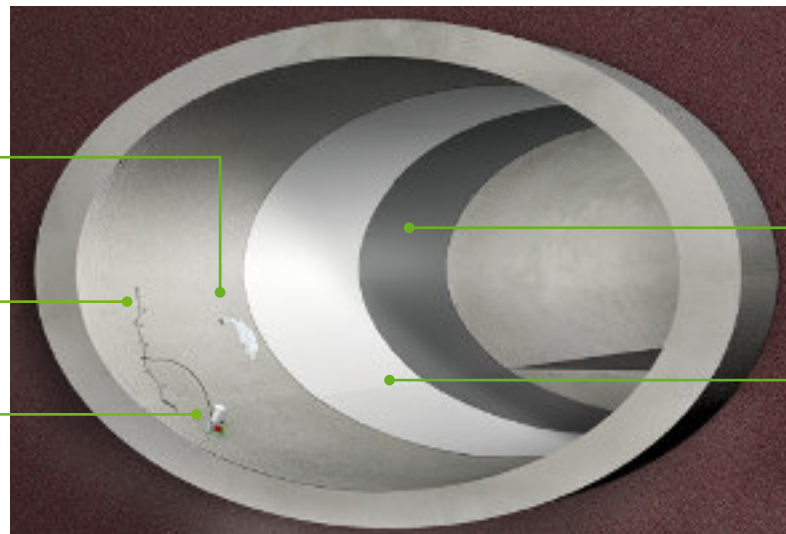
(W 512) KÖSTER KD 2 Blitz Powder

Crack injection

IN 110) KÖSTER IN 1
(IN 220) KÖSTER IN 2

Accessories

(IN 929) KÖSTER 1C Injection Pump
(IN 922) KÖSTER One-Day-Site Packer
(IN 915) KÖSTER Superpacker



Surface Waterproofing

(W 220) KÖSTER CFR 1

Waterproofing layer

(W 219) KÖSTER KD System
(W 721) KÖSTER NB 1 Flex
(W 221) KÖSTER NB 1 Grey

The method for waterproofing tunnels with KÖSTER products is based on a combination of negative side waterproofing and a liquid applied crack bridging waterproofing compound. The waterproofing layers cannot be infiltrated and the water will not move laterally between the layers as with membranes. The system does not need drainage. No water is being drained off the surrounding soil so the water table is not affected.

This system is suitable for tunnels built with closed construction techniques. Flowing water is stopped by injecting KÖSTER IN 1 and afterwards permanently sealed with the elastic resin KÖSTER IN 2. Small leak-

ages or whole walls which are being penetrated by water can be sealed with KÖSTER KD 2 Blitz Powder. To waterproof the entire surface from the negative side KÖSTER NB 1 Grey is applied to the dry and solid substrate. After KÖSTER NB 1 Grey has hardened the crack bridging coating KÖSTER CFR 1 is applied to the waterproofed and dry substrate. Finally the system is covered with another layer of concrete. The waterproofing is sandwiched between two concrete layers.

Always adhere to the specifications in the respective Technical Guidelines.



C Concrete protection and repair Concrete and mortar additives



KÖSTER Z 1



KÖSTER Z 1 is a polymer modified special slurry for the mineral corrosion protection of steel reinforcement.

Consumption: Approx. 800 g / m² (per coat)

Article No. Packaging

C 155 001 1 kg

KÖSTER Z 2



KÖSTER Z 2 is a polymer modified special slurry for the mineral corrosion protection of steel reinforcement. KÖSTER Z 2 is pigmented red and allows a visual control of the application.

Consumption: Approx. 800 g / m² (per coat)

C 255 001 1 kg

KÖSTER PSM



Three-component, highly chemical resistant, silicate and polymer based special mineral mortar for waterproofing horizontal and vertical areas which require very high acid resistance in the area of pH 0 – 8. Suitable for dry substrates, easy to apply.

Consumption: Approx. 1.9 kg / m² per mm layer thickness

C 280 030 30.75 kg

KÖSTER Betomor Multi A

Multi purpose mortar for concrete restoration. Shrink-free, fast curing.

Particularly suitable for the protection of exposed reinforcement steel: It unites corrosion protection, bonding bridge, coarse mortar and fine filler in one product. For layer thicknesses from 0 – 60 mm.



Consumption

Approx. 1.3 kg / l Void

Article No.

C 500 015

C 500 025

Packaging

15 kg

25 kg



Corrosion protection (coating)



Coarse mortar



Fine filler



Balcony restoration

KÖSTER C-Coat



For the repair and maintenance of concrete surfaces. Waterproof and tension free after full cure. Synthetically modified, waterproof fine filler for the smoothing of concrete surfaces.

Consumption: Approx. 1.7 kg / m² per mm layer thickness

Article No. Packaging

C 510 025 25 kg

KÖSTER KB-FIX 1



Waterproof, weatherproof, fast curing mortar with high compressive strength (sets after approx. 1 minute) for fast installations as well as for small repairs of masonry and concrete. Free of soda and chlorides.

Consumption: Approx. 1.8 kg / l void

C 511 015 15 kg

KÖSTER KB-FIX 5



Waterproof, weatherproof, fast curing mortar with high compressive strength (sets after approx. 5 minutes) for fast installations as well as for small repairs of masonry and concrete. Free of soda and chlorides.

Consumption: Approx. 1.8 kg / l void

C 515 015 15 kg

KÖSTER Turbo F



Repair, concrete replacement, and re-profiling mortar with an exceptional strength development: the mortar can be mechanically stressed already after 60 minutes. The consistency can be regulated for vertical or horizontal application. A distinguishing feature of KÖSTER Turbo Mortar F is its low shrinkage. With the addition of KÖSTER Turbo additives, the mortar characteristics can be optimized for individual jobsite requirements.

Consumption: Approx. 1.9 kg / l void

C 516 025 25 kg

KÖSTER Turbo M



Fiber reinforced repair, concrete replacement, and re-profiling mortar with high chemical and mechanical resistance. KÖSTER Turbo Mortar M can be mechanically stressed after 60 minutes. The consistency can be regulated for vertical or horizontal application. A distinguishing feature of KÖSTER Turbo Mortar M is its low shrinkage. With the addition of KÖSTER Turbo additives, the mortar characteristics can be optimized for individual jobsite requirements.

Consumption: Approx. 1.9 kg / l void

C 517 025 25 kg

KÖSTER Repair Mortar NC



Suitable for large re-profiling and repair works, has excellent workability characteristics and adhesion to old and new mineral building substrates. KÖSTER Repair Mortar NC is characterized by high chemical and mechanical resistance and compressive strength. Fiber reinforced. Also suitable as substrate preparation for corrosion protection with KÖSTER PSM.



Consumption	Article No.	Packaging
Approx. 1.9 kg / l void as repair mortar	C 535 025	25 kg
Approx. 19 kg / m ² per cm of layer thickness of the plaster		



Restoration of support beams



Bridge restoration



Large surface restoration



Spray application

KÖSTER Sewer and Shaft Mortar



"Water tight, fast curing and fast setting restoration mortar specially designed for sewers and shafts. KÖSTER Sewer and Shaft Mortar develops a high compressive strength, is fiber reinforced, very easy to apply and workable even under flowing water. Drinking water certification.

Consumption: Approx. 1.8 kg / l void as repair mortar; Approx. 18 kg / m²; per cm layer thickness

Article No.	Packaging
C 590 025	25 kg
C 590 000	40 x 25 kg (1,000 kg)

KÖSTER Turbo Binding Agent



KÖSTER Turbo Binding Agent is a special cement based on calcium sulfoaluminate clinker. Mortars made with KÖSTER Turbo Binding Agent develop a very high early strength and in the process exhibit very low shrinkage. They can be quickly worked over and have an early loading capacity. During production approximately 30% less CO₂ is released as compared to a pure portland cement.

Consumption: Approx. 1.9 kg / l void

Article No.	Packaging
C 716 025	25 kg

KÖSTER Turbo Super Plasticizer



Additive for the KÖSTER Turbo System. For the adjustment of the mortar consistency of the KÖSTER Turbo System to individual requirements on the construction site.

Consumption: One pack per 25 kg KÖSTER Turbo F / M

Article No.	Packaging
C 717 065	65 g

KÖSTER Turbo Retarding Agent



Additive for the KÖSTER Turbo System. For slowing the setting time of KÖSTER Turbo Mortars to meet individual jobsite requirements.

Consumption: One pack per 25 kg KÖSTER Turbo F / M

Article No.	Packaging
C 718 025	25 g

KÖSTER BDM



Crystallizing, chloride free sealing agent for the integral waterproofing of concrete elements. KÖSTER BDM combines all three important characteristics for integral waterproofing. It crystallizes, blocks capillaries and makes the concrete waterrepellent. This reduces the water absorbency of the concrete, increases its compressive strength and resistance against chemical attack. It is free of corrosive ingredients and is non-sensitive to mechanical damage to the surface.

Consumption: 2 % (mass) of cement content

Article No.	Packaging
C 731 000	1,000 kg
C 731 030	30 kg

KÖSTER Mortar Boost




Synthetic liquid for KÖSTER Turbo Mortar systems and other cementitious mortars or concrete. KÖSTER Mortar Boost is free of solvents, plasticizers and fillers. The material increases the density, the compressive and bending strength, and reduces water absorption. Due to the synthetic additive, cured mortars and plasters become considerably more resistant to frost, salts and other aggressive substances.

Consumption: For cementitious bonding bridges: Approx. 200 g / m². As a mortar additive approx. 0.2 kg per liter of mortar.


Article No.	Packaging
C 791 010	10 kg

GOOD TO KNOW: CARBONATION

Carbonation of concrete is a chemical reaction which occurs near the surface of concrete. Calcium hydroxide Ca(OH)₂ is formed during cement hydration. This provides healthy concrete its alkaline environment with a pH value of > 12.6 and leads to the formation of a passivation layer. This layer formed of iron hydroxide Fe(OH)₂ protects reinforcement steel from corrosion. Carbonation occurs when calcium hydroxide Ca(OH)₂ reacts with carbon dioxide CO₂ in the air to form calcium carbonate CaCO₃. The continuous consumption of Ca(OH)₂ leads to a drop in pH levels causing the passivation layer that usually covers and protects reinforcement steel from corrosion to become unstable. As a result, carbonation leads to corrosion and the formation of rust. On the other hand, carbonation results in a decrease of the porosity and increases the compressive strength of concrete. Carbonation occurs in concrete whenever carbon dioxide is present and is not harmful to concrete or cement stone.



Concrete protection and repair



Damaged concrete requires treatment in order to restore the buildings integrity. Exposed steel reinforcement must be protected from corrosion. The original structure is repaired using mineral products.

Concrete repair

Surface levelling and smoothing
(C 510) KÖSTER C-Coat

Concrete repair
(C 500) KÖSTER Betomor Multi A



Concrete repair
(overhead area)
(C 500) KÖSTER Betomor Multi A

Concrete repair
(large areas)
(C 535) KÖSTER Repair mortar NC
+ (C 155/C 255) KÖSTER Z 1 / Z 2

Repair of structural cracks
(IN 231) KÖSTER KB-POX IN

In case of small concrete repairs and maintenance a fast and easy solution is to apply the multi-talent KÖSTER Betomor Multi A. KÖSTER Betomor Multi A is a material for corrosion protection and concrete replacement. An additional corrosion protection is not required. KÖSTER Betomor Multi A replaces the bonding agent, the repair mortar and the finishing layer. The material is applied onto the prepared, stable substrate which must also be free of separating agents and rust.

Repair and maintenance of concrete surfaces is done with KÖSTER C-Coat. KÖSTER C-Coat is a high quality finishing layer for levelling and smoothing concrete surfaces.

For re-profiling and concrete replacement in larger areas, KÖSTER Repair Mortar NC is applied. It is suitable for trowel application and can also be spray applied. The mortar is applied onto the prepared, stable substrate which must also be free of bond inhibiting agents. Reinforcement steel has to be cleaned, and corrosion protection and bonding agent KÖSTER Z1 / Z2 is applied.

Non water bearing cracks are sealed with KÖSTER KB-Pur IN 3. This injection resin has excellent bonding characteristics to concrete crack flanks and is used for the structural bonding of building elements.

Always adhere to the specifications in the respective Technical Data Sheets.

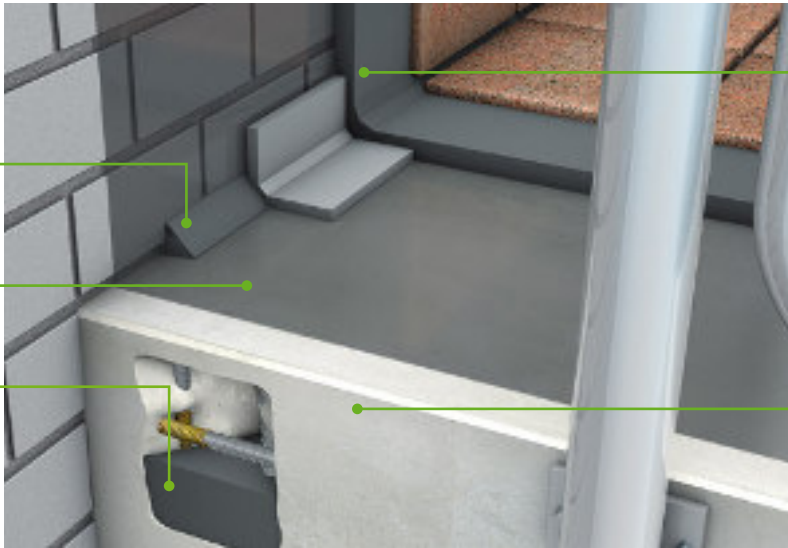
System

Concrete repair of balconies and terraces

Fillet
(C 534) KÖSTER WP Mortar

Primer
(M 111) KÖSTER Polysil TG 500

Concrete Repair
(C 500) KÖSTER Betomor Multi A
Alternatives
(W 534) KÖSTER WP Mortar
+ (C 155 / C 255) KÖSTER Z 1 / Z 2



Waterproofing layer
(W 233) KÖSTER NB Elastic Grey
Reinforcement
(W 450) KÖSTER Flex Fabric

Concrete protection
(C 510) KÖSTER C-Coat
Alternatives
(P 260) KÖSTER Silicone Paint
White

Maintenance of concrete, e.g. repair of balconies and terraces normally requires corrosion protection for the reinforcement steel, a bonding agent, repair mortar and a finishing layer.


KÖSTER Betomor Multi A fulfils all of these requirements in one product. The advantage is that only one product is needed for the renovation and provides an easier calculation of the required amount and management of logistics. Concrete repair of building elements can be quickly and easily done with KÖSTER Betomor Multi A.

Maintenance of concrete surfaces is done with KÖSTER C-Coat. KÖSTER C-Coat is a high quality finishing layer for levelling and smoothing of concrete surfaces. KÖSTER Silicon Paint White is an optimal decorative paint coating for concrete surfaces.

The elastic and crack bridging waterproofing material KÖSTER NB Elastic (Grey or White) is applied as the waterproofing layer on balconies and terraces. The material is resistant to foot traffic or can be covered with tiles. In the wall / floor junction and in areas in danger of cracking KÖSTER Flex Fabric is embedded between the two waterproofing layers. Fillets are made with KÖSTER WP Mortar.

Always adhere to the specifications in the respective Technical Data Sheets.

Waterproofing sewers and shafts



Levelling the substrate

(C 590) KÖSTER Sewer and Shaft Mortar

Surface protection against abrasion and chemicals

(C 590) KÖSTER Sewer and Shaft Mortar

Resistance to mechanical and chemical stresses often plays an important role in sewage pipes and shafts. Surface protection must be able to withstand high and low pH values as well as abrasive wear in order ensure a long service life. For this purpose, KÖSTER Sewer and Shaft Mortar was developed. After thorough surface preparation (e.g. by high-pressure water) has led to a stable substrate and efflorescence has been removed, KÖSTER Polysil TG 500 can be applied as a primer. Afterwards, KÖSTER Sewer and

Shaft Mortar is applied in a layer thickness of 4-30 mm. KÖSTER Sewer and Shaft Mortar is fiber reinforced and develops a high compressive strength as well as excellent chemical resistance. It can be applied below the waterline even under flowing water.

Always adhere to the specifications in the respective Technical Data Sheets.

Heavy duty corrosion protection



Surface protection

(C 280) KÖSTER PSM

Pump

(W 978) KÖSTER Peristaltic Pump

One example of the need for heavy duty corrosion protection against acidic fumes and condensate is the coating of industrial chimneys made of concrete or masonry.

For the restoration of concrete or masonry, the substrate is to be mechanically cleaned until a solid, unburdened substrate is achieved. The surface is primed with KÖSTER Polysil TG 500, which hardens the substrate and immobilizes salts.

Reprofiling is done with KÖSTER Repair Mortar NC. The surface is roughened in order to achieve a strong mechanical bond to the surface with KÖSTER PSM.

KÖSTER PSM is applied as the protective layer against acids.

Always adhere to the specifications in the respective Technical Guidelines.



SL

Self leveling underlayments
Self leveling mineral underlayments, floor patching materials, corresponding primers

KÖSTER VAP I 06



Ideal and necessary for priming cured KÖSTER VAP I Systems for the subsequent installation of all cementitious self-leveling underlayments. KÖSTER VAP I 06 Primer is a unique, water based, single component material for priming absorbent and non-absorbent substrates. Suitable as a primer under terrazzo, marble, and ceramic tiles.

Consumption: Approx. 50 - 70 g / m² (depending on substrate characteristics)

Article No. Packaging

SL 131 009 9.5 kg

KÖSTER SL Primer



A transparent curing, low viscosity primer with a slightly sticky surface. KÖSTER SL Primer reduces the absorbency of mineral surfaces such as concrete and screed and equalizes differential absorbency rates in the substrate. It reduces the bubbling effect when working with KÖSTER self leveling floor products. KÖSTER SL Primer is solvent, plasticizer, and filler free, water resistant, it will not be washed or rained away after curing.

Consumption: 50 - 150 g / m², dependent on substrate characteristics

SL 189 005 5 kg

KÖSTER VGM Fast



Fast curing grout mortar with high final compressive and flexural strength and very high slump flow for all construction and repair applications. Ready to receive traffic after 3 hours. Fields of application include road surfaces, warehouse ramps, man holes, or as a grout for installations and anchor holes.

Consumption: Approx. 1.9 kg / l void

SL 251 025 25 kg

KÖSTER SL Premium



High quality, fast setting mineral underlayment that hardens tension free and provides a smooth, level surface ready to receive subsequent flooring systems.


For interior use. Hardens within a few hours to a smooth, strong, and multifunctional leveling layer. KÖSTER SL Premium is easily applied and suitable for casting and pumping. The material is free-flowing and self leveling and may be applied onto a variety of substrates. KÖSTER SL Premium hardens crack free and fast with shrinkage reduction of up to 90%.



Consumption	Article No.	Packaging
Approx. 1.5 kg / m ² per mm layer thickness	SL 280 025	25 kg



Primer: KÖSTER SL Primer



Easy application



Very robust



Coating after 24 hrs

KÖSTER SL



High quality, fast setting mineral underlayment that hardens tension free to a smooth, level surface ready to receive subsequent flooring systems. KÖSTER SL can be used for area covering from 2 to 15 mm and can fill depressions up to 25 mm. KÖSTER SL is pour- and pumpable and is self leveling and highly flowable during application. It hardens crack free, has a high surface strength and a very good adhesion to the substrate.

Consumption: Approx. 1.5 kg powder / m² per mm layer thickness

Article No. Packaging

SL 281 025 25 kg

KÖSTER SL Flex



Special mineral underlayment for the application on wooden floors, tiles and asphalt. The material hardens hydraulically and tension free to a level, high strength surface KÖSTER SL Flex is easy to mix and install, is pump- and pourable, and is self-leveling. KÖSTER SL Flex can be applied in layer thicknesses between 2 and 15 mm, and in depressions up to 30 mm. It hardens quickly and crack free with up to 90% reduced shrinkage.

Consumption: Approx. 1.6 kg powder / m² per mm layer thickness

SL 284 025 25 kg

KÖSTER SL Protect



Mineral based self-leveling underlayment with high resistance to chemical and mechanical stresses. It is early loadable and directly useable. Due to its high chemical resistance it is used to protect against light and medium corrosion and serves as a slowly reacting sacrificial layer in areas of high chemical stress. KÖSTER SL Protect is further used for fast repairs and protection in agricultural, industrial, business, workshop, production facilities, and private use buildings.

Consumption: Approx. 1.9 kg/m² per mm layer thickness

SL 286 025 25 kg

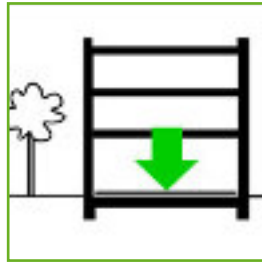
GOOD TO KNOW: NONPOROUS SUBSTRATES

Wood surfaces, tiles, marble, ceramic, mastic asphalt, steel, or synthetic resin coatings (such as the KÖSTER VAP I 2000 System) are nonporous substrates. That is why KÖSTER developed KÖSTER VAP I 06 Primer in order to provide maximum adhesion between nonporous substrates such as KÖSTER VAP I 2000 and the cementitious leveling compounds. As a result, even old tile or wooden surfaces can be installed quickly and cost effectively.



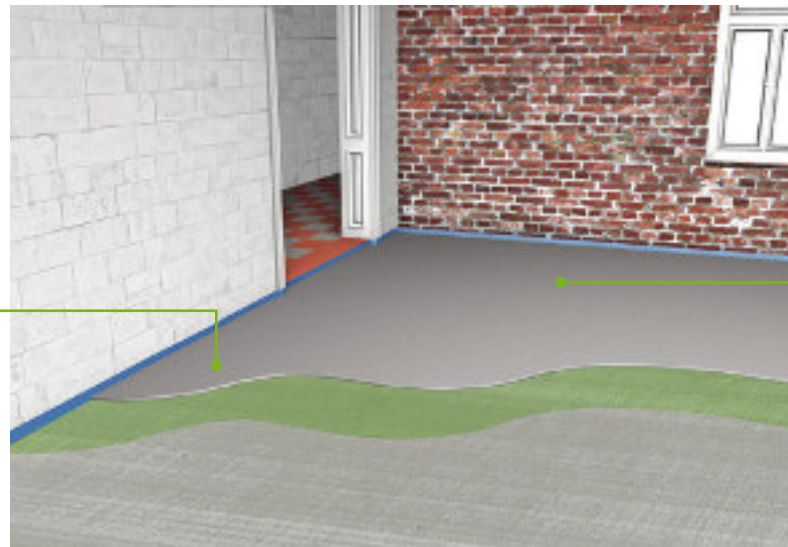
Priming a wooden surface with KÖSTER VAP I 06 primer

Self leveling underlayments



Whether installing flooring systems and coatings in new or existing buildings, substrates generally must first be levelled. The goal is to provide a level and highly resilient surface suitable for a broad variety of flooring systems.

Fast-setting self leveling underlayment on mineral and non-absorbent substrates



Primer
(SL 189) KÖSTER SL Primer
(SL 131) KÖSTER VAP I 06

Floor coating
(SL 280) KÖSTER SL Premium

In order to achieve excellent bonding to the following underlayment, the prepared substrate is primed with KÖSTER SL Primer. KÖSTER SL Primer works as a bonding agent to provide a homogeneous absorbency and bind residual dust. It thereby guarantees a consistent and damage free substrate. KÖSTER SL Primer cures rapidly and is thus quickly recoatable. The leveling is then carried out with KÖSTER SL Premium in one working step in layer thicknesses between 2 and 15 mm; in depressions up to 30 mm. KÖSTER SL Premium is a high quality, selfleveling underlayment for the repair of concrete and existing coated floors. The material is characterized by a high compressive strength and cures with almost no shrinkage, thus preventing cracking. Due to its excellent flowability KÖSTER SL Premium is very easy and safe to work with.

Additionally, KÖSTER SL Premium is suitable for non-absorbent substrates, e. g. on floors that have been protected with KÖSTER VAP I 2000 for moisture control, on existing epoxy coatings or even tiles. As a bonding agent, KÖSTER VAP I 06 Primer is used. KÖSTER SL Premium allows for an early use after application: after 3 hours foot traffic is allowed, subsequent flooring systems can be installed after 5 hours, and after 24 hours curing time the material is even trafficable.

Always adhere to the specifications in the respective Technical Data Sheets.

Self leveling underlayment on wooden substrates



Primer
(SL 131) KÖSTER VAP I 06

Floor coating
(SL 284) KÖSTER SL Flex

Hardwood floors are often found in older buildings and present a difficult substrate for additional flooring surfaces during renovation. KÖSTER SL Flex is a mineral based underlayment for application to a wide variety of substrates including concrete floors, screeds, asphalt, steel, tile, or wooden floors. The material is flexible enough to accommodate the movements of the wooden surface as well as high localized pressure resulting from furniture or dropped items. Before installation the substrate has to be free of dust and bonding inhibiting substances. When applying over tongue and groove wooden floors, cleaning agent and care product residues such as wax must be completely removed, if necessary sanded off. Painted areas must be sanded and subsequently vacuumed. Floor boards must be firmly attached to

the joists with screws. Open or wide joints between the boards, defects, and hollows have to be filled with an acrylic jointing compound. The prepared wooden surface is then primed with KÖSTER VAP I 06 Primer. KÖSTER SL Flex stabilizes the substrate due to its high flexural strength. As a result, the substrate warps and bends less, allowing for the installation of rigid flooring materials such as tile.

Always adhere to the specifications in the respective Technical Data Sheets.



CT Coatings

Floor and corrosion protection coatings,
moisture control systems

CT

KÖSTER CT 121



Solvent-free primer used for priming of mineral surfaces before the application of KÖSTER CT 221. It can be used for concrete protection systems such as the KÖSTER OS 8 System.

Consumption: 400 g / m² (0.4 mm layer thickness)

Article No.	Packaging
CT 121 006	6 kg

KÖSTER LF-BM



Broadly applicable bonding agent with excellent adhesion to all mineral substrates. KÖSTER LF-BM is a 2 component, solventfree, low viscous epoxy resin. Mechanically highly resistant, mixed with dried silica sand also suitable as a mortar. Fields of application include as a primer for mineral substrates, together with silica sand as mortar / putty / levelling compound, casting resin for the fixing of masonry anchors, metal posts, etc. Consumption: Approx. 0.3 - 0.5 kg/m² as primer; as mortar additive according to formulation

CT 160 001	1 kg
CT 160 006	6 kg
CT 160 025	25 kg

KÖSTER Construction Resin



Solvent free universal epoxy binding agent which bonds excellently to all mineral substrates. It can be filled with kiln dried silica sand.

Consumption: 300 – 500 g / m² total consumption

CT 165 025	25 kg
------------	-------

KÖSTER ESD 175



Water based epoxy dispersion for priming floors to be coated with KÖSTER ESD 275. The KÖSTER ESD System creates an ESD protected area according to the norms DIN EN 61340 and DIN EN 61340-1, supplementary sheet.

Consumption: Approx. 100 g / m².

CT 175 008	8 kg
------------	------

KÖSTER EM-VS



Broadly applicable, scratch resistant sealant for wall and floor surfaces against medium mechanical stresses. KÖSTER EM-VS is a 2-component, water based epoxy resin sealant with excellent covering properties. Color approximates RAL 7032 (pebble grey), other colors are available upon request. Fields of application: all type of mineral surfaces in shops, garages, etc.

Consumption: As interior coating: approx. 0.2 - 0.3 kg / m² per work step. Two coats are recommended. In the KÖSTER BTG System: 200 to 300 g / m² in one work step.

CT 210 001	1 kg
CT 210 008	8 kg

CT - COATINGS

KÖSTER CT 221



Rigid, highly mechanically resistant and chemically resistant top coat which is used to protect concrete not at risk of cracking. KÖSTER OS 8 System

Consumption: 1.5 kg / m² per mm layer thickness

Article No. Packaging

CT 221 025 25 kg

KÖSTER VAP I 2000



Vapor barrier for priming unsealed interior concrete floors, e.g. against osmotic action under vapor tight flooring.

Curing time 12 hours. Fields of application: under epoxy, polyurethane or vapor tight flooring e.g. in gyms, industrial halls or sales rooms. KÖSTER VAP I 2000 is a 2-component, low viscous, solvent-free, transparent special resin.



Consumption

Approx. 0.4 kg / m²
(0.2 kg / m² per layer)

Article No.

CT 230 002 2.95 kg
CT 230 010 10.13 kg
CT 230 025 25.32 kg

Packaging



For unsealed concrete floors



Prevents osmotic blistering



Applicable to concrete after 7 days



Recoatable after 12 hrs.

KÖSTER VAP I 2000 FS



Vapor barrier for priming unsealed interior concrete floors, e.g. against osmotic action under vapor tight flooring. KÖSTER VAP I 2000 will cure in as little as 4 hours (depending on ambient conditions. Fields of application: under epoxy, polyurethane or vapor tight flooring e.g. in gyms, industrial halls or sales rooms.

Consumption: Approx. 0.4 kg / m²

Article No. Packaging

CT 233 002 2.96 kg
CT 233 010 10.15 kg

KÖSTER VAP I 2000 UFS



Fast setting vapor barrier for priming unsealed interior concrete floors under vapor tight flooring. Curing time 2-3 hours. The material reduces Moisture Vapor Emission Rates (MVER) and alkalinity to levels acceptable for most resilient or epoxy flooring systems as well as other vapor tight floorings such as sheet vinyl, VCT, rubber, wood, ceramic, sports, solid backed carpeting, epoxy, ESD and almost all other types of finished flooring.

Consumption: Approx. 0.450 kg / m²

Article No. Packaging
CT 234 002 2.96 kg
CT 234 010 10.15 kg

KÖSTER UC 100



Self-leveling floor coating with high chemical resistance and high abrasion resistance. Food safe and resistant against temperature shocks. Three component polyurethane cement floor coating. KÖSTER UC 100 is applied in a layer thickness between 3 and 9 mm.

Consumption: 1.53 kg / mm layer thickness / m²

Article No. Packaging

CT 251 026 26.1 kg

KÖSTER UC 200



Food safe floor coating with high chemical resistance and high abrasion resistance. Resistant to impacts and against temperature shocks. Three component polyurethane cement floor coating. KÖSTER UC 200 is applied in a layer thickness between 3 and 9 mm.

Consumption: 1.3 kg / m² / mm layer thickness

Article No. Packaging
CT 252 020 20 kg

KÖSTER UC 300



Primer and top coat in one product. KÖSTER UC 300 is solvent free and ready to use. When mixed with KÖSTER UC Pigment Paste, it can be used as a decorative top coating for KÖSTER UC 100 and KÖSTER UC 200.

Consumption: Approx. 0.6-0.8 kg / m²

Article No. Packaging
CT 253 010 10 kg

KÖSTER LF-VL



Decorative coating for industrial floors. It is a solvent free, self-leveling product with high abrasion resistance. The color is pebble grey on the basis of RAL 7032, other colors are available on request.

Consumption: 2.6 kg / m² (2 mm total layer thickness)

Article No. Packaging
CT 271 006 6.7 kg
CT 271 026 26.8 kg

KÖSTER ESD 275



Rigid, solvent free, self leveling surface coating for floor areas which are to be protected by an ESD zone. The KÖSTER ESD System creates an ESD protected floor for areas that have to be protected from static discharge such as electronic areas, in the automobile industry, laboratories, and areas that have to be protected against mechanical and chemical stresses. The KÖSTER ESD System fulfills the norms DIN EN 61340 and DIN EN 61340-1, supplementary sheet 1.

Consumption: 1.5 kg / m² / mm layer thickness

Article No. Packaging
CT 275 026 26 kg

		Article No.	Packaging			Article No.	Packaging
KÖSTER PS Flex 	Multi-purpose, three component, abrasion resistant elastic floor coating with very good bonding characteristics to all mineral substrates. KÖSTER PS Flex is UV resistant, self leveling, and resistant to high mechanical stresses and stresses caused by diluted acids, alkalis, and salt solutions. Consumption: Total consumption 1.8 kg/m ² - 2.3 kg/m ²	CT 276 010	10 kg	KÖSTER TS transparent 	Surface sealant for concrete or for broadcasted coatings such as KÖSTER EM-VS, KÖSTER UC 100, KÖSTER LF-VL and the KÖSTER BTG System. KÖSTER TS transparent distinguishes itself through high chemical, mechanical, and ultraviolet resistance. Due to its fast curing time the surface can be opened for traffic after 24 hours. Consumption: Approx. 0.1 kg / m ² - 0.2 kg / m ²	CT 320 001 CT 320 006	1 kg 6 kg
KÖSTER CMC 	Epoxy mortar with very good adhesion to all mineral substrates and to stainless steel. Solvent free. KÖSTER CMC resists high mechanical and chemical stresses and is therefore used as a protective coating for heavy duty corrosion protection. Consumption: 1.7 kg / m ² / 1 per layer thickness	CT 280 005	5.3 kg	KÖSTER Color-Chips 	UV and chemically resistant decorative colored chips for broadcasting into the surface of KÖSTER LF-VL, KÖSTER EM-VS, and for use with the KÖSTER BTG System. 2 mm, light grey, other colors on request. Consumption: Minimum 50 g / m ² as a decorative, non-covering surface decoration. Approx. 300 g / m ² when broadcasting to rejection.	CT 429 005 CT 429 010	5 kg 10 kg
KÖSTER Corrosion Protection 	Solvent free, epoxy based corrosion protection coating with excellent adhesion to steel. Mechanically and chemically highly resilient. It can be used as a surface protection in facilities such as agricultural plants, sewage treatment plants or tanks. Consumption: Approx. 1 kg / m ²	CT 283 006	6 kg	KÖSTER UC Pigment Paste 	Pigment paste for coloring KÖSTER UC floor coatings. Provides a very high coverage, even in low amounts. Other colors available on request. Consumption: 1 cartridge per KÖSTER UC System Kit	CT 451 245	245 g Cartridge
KÖSTER Bridge Coat 	Low viscosity epoxy sealant for waterproofing concrete areas and other civil engineering structures. It is resistant to high mechanical stresses. Consumption: 200 g / m ² total consumption applied in 2 coats	CT 284 005 CT 284 013	5.4 kg 13.5 kg	KÖSTER ESD 475 	Self adhesive, conductive acrylic adhesive, 0.06 mm total thickness, 9 mm wide, and 33 m long.	CT 475 033	0.6 mm x 9 mm, 33 m roll
KÖSTER VE 	Consumption: 200 g / m ² total consumption applied in 2 coats	CT 286 006	6.47 kg	KÖSTER ESD 476 	Ground connection for the KÖSTER ESD System with 1 m adhesive copper tape.	CT 476 001	Piece

KÖSTER Quartz Sand



Kiln dried quartz sand.

Article No.	Packaging
MA 10 (0.355 - 1.500 mm)	CT 481 025 25 kg
MA 20 (0.200 - 0.800 mm)	CT 482 025 25 kg
MA 30 (0.063 - 0.355 mm)	CT 483 025 25 kg
MA 50 (0.125 - 0.500 mm)	CT 484 025 25 kg

KÖSTER KB-Pox Thickening Agent



KÖSTER Thickening Agent increases the viscosity of KÖSTER epoxy resins and stabilizes them on sloped and vertical surfaces.

CT 764 001	1 kg
CT 764 010	10 kg

Consumption: Slight slope, approx. 2 M%; Strong slope, approx. 3 - 4 M%; Vertical surface, approx. 4 - 10 M%

KÖSTER Spiked Roller



For de-airing floor coatings.

CT 914 001	Piece
------------	-------

KÖSTER Gauging rake



For the even installation of KÖSTER SL products in the desired layer thickness of 0 - 30 mm. Continuously adjustable, changeable steel sheet and gliding vats made of hardened valyrian steel. Width: 80 cm.

CT 915 001	Piece
------------	-------

KÖSTER Resin Roller



Short nap roller for applying thin coatings and sealers.

CT 916 001 (250 mm)	Piece
CT 916 002 (250 mm - without handle)	Piece
CT 917 001 (150 mm)	Piece
CT 917 002 (150 mm - without handle)	Piece

KÖSTER Squeegee



For the application of resin based primers. Complete set.

Article No.	Packaging
CT 918 001 (580 mm)	Piece
CT 919 001 (Replacement)	Piece

GOOD TO KNOW: Substrate preparation

Concrete substrates to receive KÖSTER VAP I 2000 systems must be clean, absorbent, free of dust, oil and grease. Surfaces must be free of adhesives, coatings, curing compounds, concrete sealers, efflorescence, and other materials or contaminants that may act as a bond breaker.


The surface must be roughened by sand or ideally by shot blasting to an ICRI Concrete Surface Profile (CSP) 3 to 4. Grinding is permitted only in areas inaccessible to shot blasting or for edging purposes. Upon completion of the shot blasting and grinding, the concrete slab must be vacuumed free of all dust, dirt and debris prior to the installation of KÖSTER VAP I 2000 systems. Do not use sweeping compounds as they may contain oil.



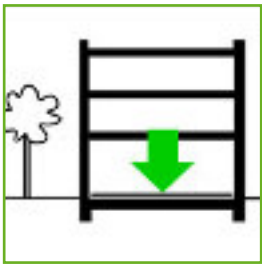
GOOD TO KNOW: DEW POINT FOR COATINGS

Coatings made out of reaction resins should not be applied below the dew point or at temperatures below + 5 °C. In order to avoid defects due to the formation of condensation, a thermometer (to measure the air temperature), a hygrometer (to measure the relative humidity) and a contact thermometer (to measure the surface temperature of the substrate to be coated) should be available on site. This table is available for download at any coating product page online at www.koester.eu. These measuring devices should be robust and accurate. They can be obtained through optician and laboratory supply stores.

The dew point is found by first measuring the temperature of the substrate with an IR thermometer. Next, air temperature and relative humidity are measured. The dew point temperature is then found in the dew point table at the intersection of the measured air temperature and measured relative humidity. If this temperature is at least 3 °C above the dew point temperature taken from the below table and if the air and object temperature are above + 5 °C, then the work can be carried out safely. If the temperature of the substrate (measured with the contact thermometer) lies close to the dew point or below it, then no coating works should be carried out because the danger of condensation forming is high. This also applies during the coating curing time.

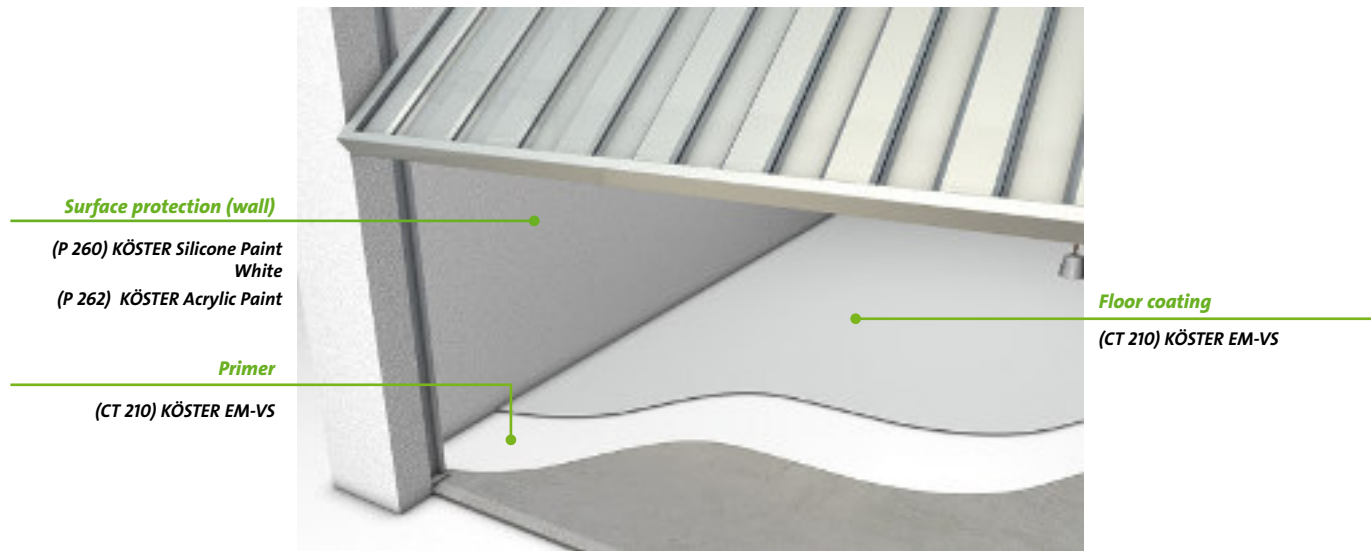


Floor coatings



Floor coatings, for example on garages, industrial floors or canteen kitchens are not only important for their visual appearance. These floors can be permanently protected against mechanical damage and the penetration of liquids with colored protective coatings.

Floor coatings which are exposed to moderate stresses

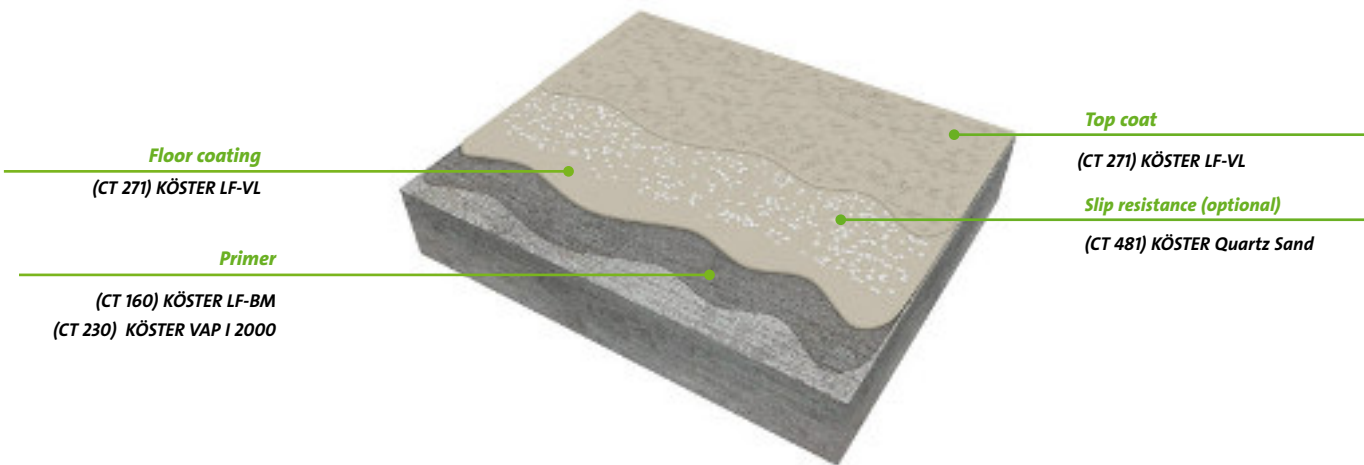


Concrete floors exposed to moderate stresses are ideally and easily coated with the decorative floor sealant KÖSTER EM-VS. The coating is applied in two layers onto the prepared and cleaned concrete surface.

The surface protection of walls is easily done with KÖSTER Silicone Paint White.

Always adhere to the specifications in the respective Technical Data Sheets.

Highly resistant floor coating for interior rooms, industry and production




Floors in industry and production facilities are subjected to a multitude of stresses, especially mechanical stresses through forklift traffic, machines, or shocks through falling objects. Concrete floors subjected to such stresses are covered with the self-leveling industrial floor coating KÖSTER LF-VL.

The substrate must be prepared, dry, clean, and freed of all bond inhibiting substances. It is then primed

with KÖSTER LF-BM (when moisture is present in or below the slab with KÖSTER VAP I 2000) and finally coated with KÖSTER LF-VL. The top layer can also be adjusted for various slip resistance classifications by broadcasting with kiln dried silica sand or various top coats. Additionally the complete system can be installed with low emission materials according to the AgBB guidelines and can therefore be installed in critical interiors such as schools or hospitals.

Moisture Mitigation System



Moisture penetration through concrete slabs can cause severe problems for subsequent flooring systems. High concentrations of moisture and alkalinity (levels determined through testing) can lead to the deterioration of flooring adhesives and delamination of coatings by osmotic action. Even with relatively low moisture emissions (MVER), elevated alkalinity can compromise even the toughest flooring system adhesives. To avoid this problem the concrete slab should be primed with a material that will tightly bond to the concrete under these very adverse conditions.

KÖSTER VAP I 2000 is a special material which fulfils

all of these functions; it has very low permeance (ASTM E96 wet: .04-.09), excellent bonding characteristics and is resistant to sustained high alkalinity (pH of 14). The KÖSTER VAP I 2000 vapor reduction system is applied to shot blasted, solid concrete substrates that are free of bond inhibiting substances. After curing, a covering layer (i.e. KÖSTER LF-VL) or any other type of final flooring may be applied. If an underlayment is required use KÖSTER SL Premium together with KÖSTER VAP I 06 Primer on top of the moisture mitigation system.

Always adhere to the specifications in the respective Technical Guidelines.

Robust, decorative surface coating: KÖSTER BTG System (Balconies, Terraces, Commercial areas)



Underlayment
(CT 160) KÖSTER LF-BM
+ Quarz Sand

Surface sealant
(CT 320)
KÖSTER TS Transparent

Decorative broadcast
(CT 429) KÖSTER Color Chips

Floor coating
(CT 210) KÖSTER EM-VS

The KÖSTER BTG System is a visually appealing floor coating system for concrete and screed floors.

It is comprised of KÖSTER EM-VS (resin coating), KÖSTER Color Chips (colored enhancement) and KÖSTER TS Transparent (transparent surface sealant). The BTG System protects balconies, terraces, laboratories, offices, and other commercial areas including living spaces against erosion, weathering, and other chemicals. The system stands out due to its slip resistance and its ease of cleaning.


The epoxy resin sealant, KÖSTER EM-VS, is applied to a prepared substrate in two coats. In order to achieve a slip resistant and decorative colored finish, the coating is then broadcasted with KÖSTER Color Chips. Lastly, TS Transparent is applied as a transparent final layer. TS Transparent is a high

performing surface sealant made out of modern sustainable materials. Due to its good ultraviolet resistance, it can be used both in inside and outside areas. It provides the BTG System with a matte finish and a high-quality surface.

In cases where moisture can be trapped behind the coating such as non-waterproofed floor slabs or balconies, KÖSTER VAP I 2000 should be applied to protect against moisture and water vapor.

Always adhere to the specifications in the respective Technical Data Sheets.

Static discharge protective coating for shock sensitive production areas



Ground
(CT 476) KÖSTER ESD 476

Primer
(CT 160) KÖSTER LF-BM

Top coat
(CT 275) KÖSTER ESD 275
Conductive coating
(CT 175) KÖSTER ESD 175


In areas where electronics are manufactured or in areas that can be electrostatically charged by people or machines, the floor must have a sufficiently high electrostatic dissipation to eliminate the risk of damage. For this ESD protection areas are required, (ESD : Electrostatic Discharge) where special ESD coatings are installed.

The KÖSTER ESD System has a structure that provides maximum protection against unwanted electrical charges. The product system consists of the conductive layer KÖSTER ESD 175, which is a solvent free epoxy resin dispersion that is simply applied with a roller. After only two hours it is cured and can be connected to the building grounding.

KÖSTER ESD 275 is applied as the top coat. After cure it not only protects the concrete from chemical and mechanical stresses, it also maintains the high electrostatic dissipation required for an ESD protected area. The KÖSTER ESD System has been tested according to the DIN EN 61340-4 by the KIWA Polymer Institute Ltd. The excellent test results allow the KÖSTER ESD System to be used in rooms with very high requirements.

Always adhere to the specifications in the respective Technical Data Sheets.

Parking garages and trafficked surfaces with high mechanical stresses



Parking garages and trafficked areas have especially high requirements on coatings. The KÖSTER OS 8 System is a highly resistant, easy to apply solution.


Surface preparation is critical and should result in a clean, dry surface free of all bond-inhibiting materials. KÖSTER CT 121 mixed with KÖSTER Quartz Sand MA 30 (1:1) is used as a primer and applied with a standard trowel. Immediately afterwards, the primed surface is spread with a roller and subsequently broadcasted with KÖSTER CT Quartz Sand MA 20. Through the broadcast with KÖSTER Quartz Sand a

very high mechanical resistance is attained as well as a high slip resistance.

After excess Quartz Sand has been removed, the top coat consisting of the solvent-free KÖSTER CT 221 is applied. The KÖSTER OS 8 system has been tested according to the DIN EN 1504-2 guideline and fulfills the supplementary standard DIN V 18026.

Always adhere to the specifications in the respective Technical Guidelines

Hygienic protective coating for the food production industry



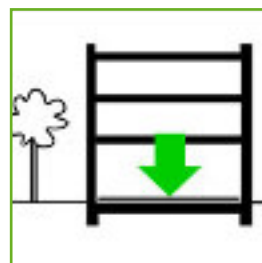
KÖSTER UC combines properties of mineral floor leveling materials (leveling and repair of mineral substrates) and reactive resin coatings (protection against penetrating substances and damage as well as decorative design) in one product. It is based on a polymer binder (polyurethane) and mineral fillers. KÖSTER UC Systems can therefore be used in a wide variety of fields of application with high demands on the coating such as in the food production industry (production, kitchens) as well as in chemical and pharmaceutical industries. KÖSTER UC can be installed in new construction projects (retail) and in the renovation of production areas which must be quickly open to traffic.

In order to ensure a successful application, the substrate must be properly prepared by shotblasting.

The three-part KÖSTER UC System is made up of: KÖSTER UC 100, a self-leveling urethane cement flooring system for smaller layer thicknesses; KÖSTER UC 200, a trowel applied urethane cement flooring system for higher layer thicknesses; and KÖSTER UC 300, a very thin-layer urethane cement flooring system, which can be used as a primer or top coat, depending on the circumstances. Additionally, KÖSTER UC Pigment Paste can be used to color any of the KÖSTER UC flooring system to meet decorative requirements.


Always adhere to the specifications in the respective Technical Guidelines.

Corrosion Protection



Corrosion protection is of primary concern particularly in industry and agriculture sectors where there is a variety of areas with increased safety requirements for example such resistance against acids and alkalis. These areas can include a variety of different buildings. In order to guarantee a long service life floors in production areas, warehouses and tanks must all be protected with long-term solutions. KÖSTER not only provides solutions for the effective protection of mineral surfaces but also for steel as well.

Heavy duty corrosion protection with Silicate Mortar or PSM



Waterproofing layer

(W 221) KÖSTER NB 1 Grey
(W 223) KÖSTER NB 1 Fast

Heavy duty surface protection

(CT 286) KÖSTER VE

For the protection of concrete surfaces against acids the first step is to coat the surface with the negative side waterproofing KÖSTER NB 1 Grey or the faster version KÖSTER NB 1 fast. The acid protection itself is made with KÖSTER Silicate Mortar (also suitable for damp substrates) or KÖSTER PSM (suitable for dry substrates and easy to apply).

Where acid resistant tiles are to be applied KÖSTER Silicate adhesive can be used as a tile adhesive and KÖSTER Silicate Mortar is used for jointing the tiles.

Always adhere to the specifications in the respective Technical Guidelines.

Corrosion protection of steel



Corrosion protection

(CT 283) KÖSTER Corrosion Protection
(CT 286) KÖSTER VE

Corrosion protection (crack bridging)

(CT 276) KÖSTER PS Flex

The corrosion protection of steel is usually done with a two layer coating of KÖSTER Corrosion Protection, applied by brush or roller. The substrate preparation is carried out according to DIN EN ISO 12 944-4 (Sa 2 ½, RY5 > 50 µm).

If a crack bridging, flexible coating is required KÖSTER Corrosion Protection is to be coated with two layers of KÖSTER PS Flex.

In the case of extraordinary high acid impact (e. g. when underrunning the acid dew point) the entire coating is to be carried out with two layers of KÖSTER VE. In addition to that KÖSTER VE is suitable for covering edges, holes and screws prior to the application of KÖSTER Corrosion Protection.

Always adhere to the specifications in the respective Technical Guidelines.

Because corrosion protection on steel requires experience and should be analyzed case by case, please contact our technical consultants. They will be glad to answer your questions.



J Joint sealing

Joint sealants, joint tapes

KÖSTER KB-Pox Adhesive



High performance adhesive specially designed for fastening KÖSTER Joint Tapes. It develops a high adhesive strength to concrete, mortar, metal, wood and many other building materials. Vertical and overhead application is possible. KÖSTER KB-Pox Adhesive is a two component, epoxy based, high performance adhesive. The material has a pastelike consistency, contains no solvents and has a 100 % solids content.

Consumption: For Joint Tape 20: 1 kg / m, for Joint Tape 30: 1.5 kg / m

KÖSTER FS Primer 2C



Fast curing, transparent, solvent free two component bonding agent. It is used as a primer for the subsequent application of KÖSTER Joint Sealant FS-H and FS-V.

Consumption: Approx. 10 - 20 g / m

KÖSTER Joint Sealant FS-V



Formstable joint sealant with excellent resistance against mechanical stresses and a high resistance against water, sea water, salt solutions, petroleum and mineral oils. It is rot and root resistant. The rubber-elastic material based on polysulfides is two component, elastic and stable. Fields of application include permanently elastic waterproofing of horizontal joints in below grade construction such as foundations, sewage treatment plants, garages, tunnels, etc.

Consumption: Approx. 1.6 kg / l void

KÖSTER Joint Sealant FS-H



Self Leveling joint sealant with excellent resistance against mechanical stresses and a high resistance against water, sea water, salt solutions, petroleum and mineral oils. It is rot and root resistant. The rubbery-elastic material based on polysulfides is two component, elastic and pourable. Fields of application include permanently elastic waterproofing of horizontal joints in below grade construction such as foundations, sewage treatment plants, garages, tunnels, etc.

Consumption: Approx. 1.6 kg / l void

Article No. Packaging

J 120 005 5 kg

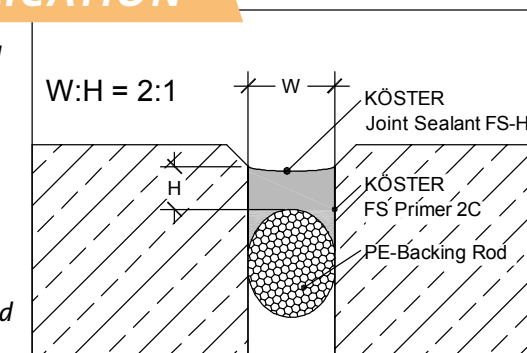
J 139 200 200 g

J 231 004 (black) 4 kg
J 233 004 (grey)


J 232 004 (black) 4 kg
J 234 004 (grey)

GOOD TO KNOW: JOINT SEALANT APPLICATION

Joint flanks are beveled before the application of the Joint Sealant. The bevel must be at least 10 mm wide and in a 45° angle. To avoid damages to the Joint Sealant caused by movement in multiple directions, the Joint Sealant should only bond to two joint flanks. For this reason a backing is installed for example a foam PE backing rod. The Joint Sealant should be installed so that ratio of joint height: width is 2:1. A detailed table can be found in the Technical Guideline at www.koester.eu. To achieve a clean and orderly application, the sides of the joint are taped. Absorbent substrates must be primed with KÖSTER FS Primer 2C twice. Non-absorbent substrates are primed once. The joint is filled approximately 2 hours after applying the KÖSTER FS Primer 2C. The Joint Sealant is smoothed, for example with a spackle. The tape should be removed before the Joint Sealant has hardened.



KÖSTER
KB-Flex 200



Sealant for pipe and cable penetrations, even in the case of pressurized water.
KÖSTER KB-Flex 200 is a one component, permanently plastic material and can therefore be directly applied from the cartridge – even in the case of flowing water. The material bonds to a broad variety of substrates, such as concrete, masonry, mortar, plaster and all other mineral building materials, even ceramics, PVC, Polyethylene and Polypropylene.



Consumption	Article No.	Packaging
Approx. 1.6 kg / l Void	J 250 310	310 ml Cartridge
	J 250 530	530 ml Cartridge



Cable penetration



Pipe openings



Swimming pool installation



Against flowing water

KÖSTER
Quellband



Sodium-bentonite based water swellable joint tape with an alkalinity activated surface coating which stops premature swelling of the tape on the building site.

Consumption: 1 m / m

Article No.	Packaging
J 270 005	6 x 5 m in a box

KÖSTER
Joint Tape 20



Thermoplastic tape for sealing expansion and dilatation joints (up to 12 cm) and broad, irregular cracks. KÖSTER Joint Tape 20 is UV resistant, highly elastic and can withstand extreme movements in the joint. The joint tape system consists of KÖSTER Joint Tape and KÖSTER KB-Pox Adhesive, a high performance adhesive for fastening the joint tape to mineral substrates. C

Consumption: Approx. 1 kg of KÖSTER KB-Pox Adhesive per m Joint Tape 20

J 820 020	20 m
-----------	------

KÖSTER
Joint Tape 30



Thermoplastic tape for sealing expansion and dilatation joints (up to 20 cm) and broad, irregular cracks. KÖSTER Joint Tape 30 is UV resistant, highly elastic and can withstand extreme movements in the joint. The joint tape system consists of KÖSTER Joint Tape and KÖSTER KB-Pox Adhesive, a high performance adhesive for fastening the joint tape to mineral substrates.

Consumption: Approx. 1.5 kg of KÖSTER KB-Pox Adhesive per m Joint Tape 30

J 830 020	20 m
-----------	------

KÖSTER
Special Caulking Gun



Cartridge gun for the application of KÖSTER KB-Flex 200 (530 ml / 850 g cartridge).

Article No.	Packaging
J 981 001	Piece

KÖSTER
Connecting Hose and Nozzle



Accessories for the application of KÖSTER KB-Flex 200 Sealing Paste with a flexible hose and 45° bend.

J 982 001	Piece
-----------	-------

KÖSTER
Special Caulking Gun without extensions



Caulking gun for tubular bags (sausages) and cartridges, for example KÖSTER Crisin Cream 600 ml and KÖSTER KB-Flex 200 in 530 ml cartridges.

J 983 001	Piece
-----------	-------

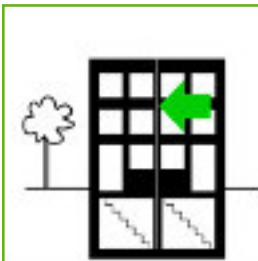
KÖSTER
Caulking Gun



For standard 310 ml cartridges, e. g. KÖSTER KB Flex 200 and KÖSTER Crisin Cream.

J 989 001	Piece
-----------	-------

Joint sealing



Joints in construction members are designed to accommodate movement. In order to seal such joints effectively the sealants used must be permanently elastic, form stable and UV-resistant. Such sealants will then allow for any future movement which may occur and protect against damage.

Joint sealing on mineral and metal surfaces




Construction joints are exposed to movements caused by thermal or other stresses. To waterproof construction joints permanently, an elastic material is required. KÖSTER Joint Sealant FS is a proven joint sealant; it is resistant to mechanical stresses, UV radiation and aging. KÖSTER Joint Sealant FS is also resistant to aggressive chemicals.

It is important when waterproofing construction joints to apply a durable material which will permanently adhere to the joint flanks. The substrate must be stable, clean and dry as well as free of bond inhibiting substances. The substrate is primed with KÖSTER FS Primer. Optimal distribution of tension is guaranteed when the KÖSTER Joint Sealant FS is connected to just two opposing joint flanks. This

allows the material to expand across the construction joint. To separate the joint sealing from the bottom a backer rod (e. g. customary PE-round cord) is installed into the joint before applying the material. To avoid damage caused by tension stresses the joint sealant should be applied at a thickness appropriate to the measurements of the joint. The proportion of the applied sealant should be 1 : 1 to 1 : 2 (height to width of the joint).

Always adhere to the specifications in the respective Technical Guidelines.

Injection of expansion joints



For the injection of expansion joints (pictured here in an underground parking garage ceiling above a support beam) usually a small number of injection packers are sufficient. The placement of these packers is calculated so that existing waterstops are not penetrated. This is particularly important for existing internal or external joint tapes, as well as for floor / floor joint tapes.

In the case of overhead expansion joints (dilation joints), boreholes should be ideally drilled into the top third of the joint. In cases of floor / floor expansion joints, boreholes should be ideally drilled into the lower third of the joint.

KÖSTER Superspackers are inserted into the boreholes. At overhead joints a cementitious barrier such as KÖSTER Injection Barrier may be necessary to seal the joint before injection. For example, by the installation of a fillet, as seen in the graphic above where the support beam and ceiling meet. Additionally, in certain cases a pre-injection with the very fast reacting KÖSTER Injection Gel S4 can be advisable.


Only enough material to seal any potential outflow areas should be used.

The KÖSTER Injection Gel J4 is a specially designed gel for the injection of joints with very high adhesion to the flanks and a reduced drying tendency when in contact with moving air such as wind.

The injection of joints represents a fairly quick method and minimally invasive way to repair waterproofing. By injecting the joint, it is not necessary to excavate underground parking garages or other underground building components. Moreover, since a low number of packers are sufficient in most cases, the drilling effort is reduced and time is saved.

Always adhere to the specifications in the respective Technical Guidelines..

Joint sealing on dilatation joints and other moving joints



Construction joints wider than 35 mm are waterproofed with KÖSTER Joint Tape 20 (20 cm width) or with KÖSTER Joint Tape 30 (30 cm width).

KÖSTER KB-Pox Adhesive is applied onto the stable and prepared substrate. KÖSTER Joint Tape is bonded to both flanks of the joint with the first layer of adhesive. After that the joint tape is embedded into a second coat of KÖSTER KB-Pox Adhesive. KÖSTER

KB-Pox Adhesive has excellent adhesion to concrete and to the KÖSTER Joint Tape. KÖSTER Joint Tapes are elastic and tear-resistant.

Always adhere to the specifications in the respective Technical Data Sheets.

Waterproofing of cable and pipe penetrations



Cable and pipe penetrations such as electrical, water and data cables, must be permanently and securely waterproofed against penetrating water. Typically, rigid mortars or foams are used, which prevent the installation of other cables.

Using KÖSTER KB-Flex 200, a permanently plastic material, is a robust and easy way to waterproof against penetrating water while allowing the installation of further cables at a later stage. The material accommodates cable movements, does not tear, and is permanently resistant against common substances found in soil and groundwater.

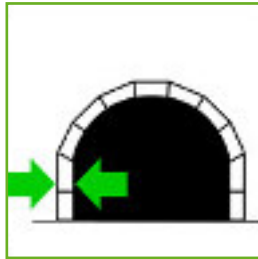
Before applying the material the substrate must be clean and free of loose particles. The substrate can be dry, moist or wet. In cases of pressurized water, a backing is installed in the penetration at a

depth corresponding to the installation depth (1.5:1 / Length x Thickness) using a common PU foam. It is important make sure all voids are filled during installation. Finally the sealing compound is recessed approx. 1 cm from the wall surface as protection against mechanical damage and to secure the position of the cables.

KÖSTER KB-Flex 200 has good adhesion to all commonly used building materials such as concrete, masonry, mortar, plaster, brick, and all other mineral construction materials, as well as ceramic, PVC, polyethylene and polypropylene. A primer is not necessary.

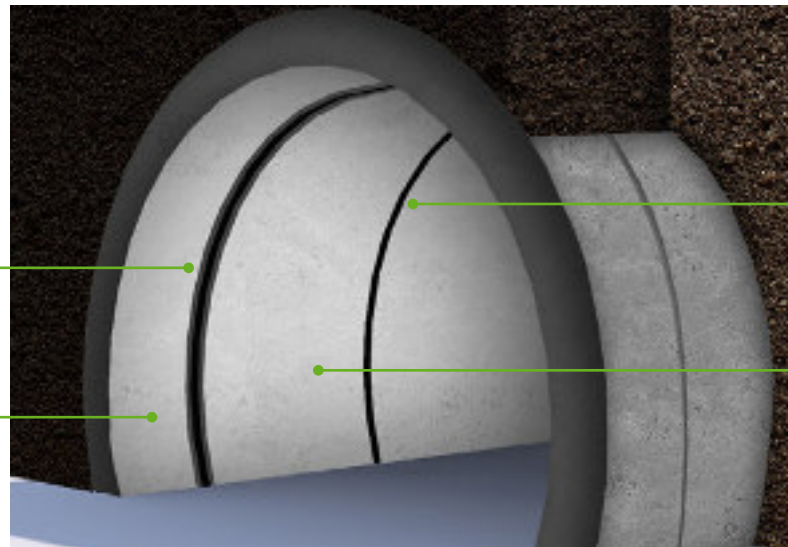
Always adhere to the specifications in the respective Technical Guidelines.

Tunnel waterproofing



Tunnel waterproofing requires specialized waterproofing materials which can vary depending on the type of tunnel elements and construction methods involved. Special parameters such as abnormally high water pressure and infrastructure conditions must be taken into consideration during restoration planning. Additionally, other structural concerns such as chemical/mechanical stresses must be taken into account and considered during the selection of appropriate products. The following application methods are listed according to type and condition of the building component.

Joint Sealing in Tunnel Constructions



Joint Tape
(J 820) KÖSTER Joint Tape 20
(J 830) KÖSTER Joint Tape 30

Adhesive
(J 120) KÖSTER KB-Pox Adhesive

Joint Sealant

(J 233)KÖSTER Joint Sealant
FS-V gery
(J 231) KÖSTER Joint Sealant
FS-V black

Primer

KÖSTER FS Primer 2C

Cold and expansion joints are often affected by leaks during tunnel construction. In some cases, regrouting can be recommended. Joint flanks must be first levelled and repaired with KÖSTER Repair Mortar. The joint flanks must be sound and solid and free of oil and grease. A PE backing rod is installed in the width of the joint and the joint flanks are primed with KÖSTER FS Primer 2C. After the primer has dried, KÖSTER Joint Sealant FS-V is applied with a caulking gun and is smoothed over.

In cases where the joint cannot be repaired, it is important to prevent penetrating water in order to keep the operational area dry. In such cases, KÖSTER Joint Tapes are recommended.

Always adhere to the specifications in the respective Technical Data Sheets.



B Wet room waterproofing

B

KÖSTER BD 50 Primer



Special primer for the KÖSTER BD System on dry or absorbent substrates. Penetrates deeply into the substrate creating an excellent bonding bridge for the subsequent waterproofing.

Consumption: Approx. 0.1 - 0.25 kg / m²; depending on the substrate

Article No. B 190 005
Packaging 5 kg

KÖSTER BD 50



Ready to use, seamless waterproofing for damp and wet rooms. Highly elastic, waterproof acrylic based material. Fields of application include under tiles in showers, bathrooms, kitchens, car washes, etc.

Consumption: Approx. 1 kg / m²

B 290 010 10 kg

KÖSTER BD Flexible Tile Adhesive



Single component, mineral flexible adhesive for all mineral building materials in construction. In combination with the KÖSTER BD System suitable for waterproofing wet rooms.

Consumption: Approx. 1.7 kg / m²; per mm layer thickness

B 540 025 25 kg

KÖSTER BD Flex Tape K 120



Joint sealing tape for the secure bridging of joints, wall / floor junctions and in areas prone to cracking. Specially designed for the KÖSTER BD System. An elastomer strip with protruding mesh for the secure integration into the area waterproofing.

The KÖSTER BD System is an ETAG 022 certified system for the waterproofing of wetrooms e. g. under ceramic tile.

B 931 010 10 m
B 931 050 50 m

KÖSTER BD Inside Corner



Ready to use, elastic moulded part for the waterproofing of inside corners in the KÖSTER BD System. Made of NBR-rubber with protruding mesh for the secure integration into the area waterproofing.

The KÖSTER BD System is an ETAG 022 certified system for the waterproofing of wetrooms e. g. under ceramic tile.

B 932 001 Piece

KÖSTER BD Outside Corner



Ready to use, elastic moulded part for the waterproofing of outside corners in the KÖSTER BD System. Made of NBR-rubber with an protruding mesh for the secure integration into the area waterproofing.

The KÖSTER BD System is a ETAG 022 certified system for the waterproofing of wetrooms e.g. under ceramic tile.

Article No. B 933 001
Packaging Piece

KÖSTER BD Wall Sleeve



Ready to use, elastic moulded part for the waterproofing of pipe penetrations in the KÖSTER BD System. Made of NBR-rubber with an protruding mesh for the secure integration into the area waterproofing.

The KÖSTER BD System is a ETAG 022 certified system for the waterproofing of wetrooms e.g. under ceramic tile.

B 934 001 Piece

KÖSTER BD Floor Sleeve

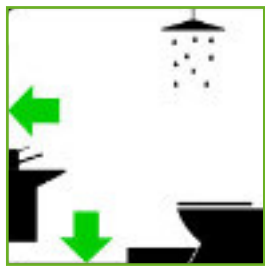


Ready to use, elastic moulded part for the waterproofing of floor drains in the KÖSTER BD System. Made of NBR-rubber with a protruding mesh for the secure integration into the area waterproofing.

The KÖSTER BD System is a ETAG 022 certified system for the waterproofing of wetrooms e.g. under ceramic tile.


B 935 001 Piece

Wet room waterproofing



In these sensitive parts of the building, moisture can lead to severe damage to the entire building. Discoloration and tiles which are falling off the substrate are the first visible signs of such damages. Such rooms are waterproofed completely, in order to protect the entire building. The entire wall and floor area is seamlessly waterproofed. The waterproofing layer must be able to bridge possible cracks.

Wet room waterproofing with liquid synthetics



Only a few building elements are so constantly exposed to water as kitchens and bathrooms. In these cases a professional and crack bridging waterproofing material is required. Furthermore it must be stable enough so that tiles can be applied on top of it.

The KÖSTER BD-System is a complete system for water proofing underneath tiles according to ETAG 022. The dry and stable substrate is primed with KÖSTER BD 50 Primer. As a waterproofing layer KÖSTER BD 50 is applied. In corners and connection areas the pre-formed waterproofing elements

KÖSTER BD Inside Corner, KÖSTER BD Outside Corner, KÖSTER BD Wall Sleeve and the KÖSTER BD Floor Sleeve are embedded into the waterproofing layer.







At wall / floor junctions and joints KÖSTER BD Flex Tape K 120 is embedded. In areas where a reinforcement is embedded, movements won't cause damage to the waterproofing material.

Always adhere to the specifications in the respective Technical Data Sheets.

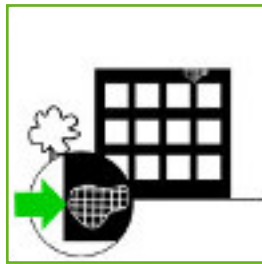


P Façade protection and paints

P

		Article No.	Packaging			Article No.	Packaging
KÖSTER Façade Cleaning Cream		Liquid, pasty façade cleaning cream. It removes scaling and efflorescence from mineral substrates. It also cleans many other materials and surfaces quickly and effectively. KÖSTER Façade Cleaning Cream is made from natural, renewable raw materials. Due to its creamy consistency the material covers the surface excellently and doesn't drip. The long contact time helps to dissolve tough stains and soiling.	P 110 005	5 kg	KÖSTER MF 1		White mineral paint suitable for inside and outside areas. KÖSTER MF 1 is delivered in powder form, effective against algae, mold and fungi and free of fungicidal toxins.
		Consumption: Approx. 100 - 250 g / m ² depending on the substrate.					Consumption: Approx. 1.6 kg / m ² in 2 coats (per coat approx. 0.8 kg / m ²)
KÖSTER Façade Cream		Protection of mineral building structures and façades from water and driving rain. Solvent free, colorless after curing, water repellent, diffusion open hydrophobization cream for brick, clinker, natural stone and mineral plasters.	P 200 005 P 200 015	5 l 15 l			
		Consumption: Approx. 0.1 - 0.25 l / m ² depending on the surface.					
KÖSTER Siloxan		Façade hydrophobization for the protection of mineral building materials from water and driving rain. Sprayable, colorless after curing and open to water vapor diffusion.	P 240 010	10 l			
		Consumption: 0.2 - 1.0 l / m ² , depends on absorbency of the surface.					
KÖSTER Silicone Paint White		Ideal for use on restoration plasters. Diffusion open, matt silicone resin paint with a special water repelling effect.	P 260 010	10 l			
		Consumption: Approx. 0.2 l / m ² per coat					
KÖSTER Acrylic Paint		High quality, matt, water-thinnable façade paint for a decorative final coating of mineral surfaces. The material is highly resistant, has good coverage, and is suited as a structure-preserving coating. White, can be colored.	P 262 015	15 l			
		Consumption: Approx. 0.2 ltr / m ² per layer					

Façade protection



Climatic influences and the resulting penetration of moisture into the substrate often lead to damages to the façade. In order to protect facades made of mineral or cementitious building materials, impregnations are used which make the surface water repellent. These hydrophobic agents penetrate deeply into the substrate and dry without leaving residues so that the visual appearance of the façade is not affected by the impregnation.

Protecting façades made of mineral building materials



Cleaner

(P 110) KÖSTER Façade Cleaning Cream

Surface protection

(P 200) KÖSTER Façade Cream

Alternatives

(P 240) KÖSTER Siloxan

KÖSTER façade protection systems prevent masonry and concrete from liquid water ingress (rain or splash water, condensate) but at the same time water vapor is still able to escape from the façade. That way long term moisture damage can be avoided.

KÖSTER Façade Cream is a solvent-free pasty hydrophobization material. It is applied as a film using a roller or brush and penetrates deep into mineral substrates. KÖSTER Siloxan in contrast is a liquid and can therefore be sprayed onto the façade or alternatively brush applied.

Always adhere to the specifications in the respective Technical Data Sheets.



RT / RE TPO & ECB Roofing Membranes (Pages 116 - 120)

R Roof waterproofing (Pages 121 - 123)

R



TPO and ECB Roofing Membranes

KÖSTER TPO Roofing Membranes can be installed by mechanical fastening, loose laying, or full surface adhesion on flat or green roofs. They stand out due to their excellent application and outstanding mechanical properties as well as through their durability and sustainability. KÖSTER produces both thermoplastic polyolefine (TPO) and ethylene copolymer bitumen membranes. The standard color of KÖSTER TPO Membranes is light grey, for ECB Membranes the standard color is black.



m:	mechanical fastening	w:	white
l:	loose laying with ballast	fr:	improved flame-resistance
b:	full surface or strip adhesion	sk:	self-adhered
u:	unreinforced (homogenous) roofing membrane for creation of drainage and ventilation flanges, and corner reinforcements		



Full surface adhesion



Mechanical fastening



Under ballast / green roofs



Complex geometries

Roofing membrane with embedded glass fleece

Product name	Thickness	Width	Application	Article No.	Length
KÖSTER TPO 1.5 - 1.50 m	1.5 mm	1.50 m	m,l	RT 815 150	20 m
KÖSTER TPO 1.5 - 1.05 m	1.5 mm	1.05 m	m,l	RT 815 105	20 m
KÖSTER TPO 1.5 - 0.75 m	1.5 mm	0.75 m	m,l	RT 815 075	20 m
KÖSTER TPO 1.5 - 0.525 m	1.5 mm	0.525 m	m,l	RT 815 052	20 m
KÖSTER TPO 1.5 - 0.35 m	1.5 mm	0.35 m	m,l	RT 815 035	20 m
KÖSTER TPO 1.5 - 0.25 m	1.6 mm	0.25 m	m,l	RT 815 025	20 m
KÖSTER TPO 1.8 - 2.10 m	1.8 mm	2.10 m	m,l	RT 818 210	20 m
KÖSTER TPO 1.8 - 1.50 m	1.8 mm	1.50 m	m,l	RT 818 150	20 m
KÖSTER TPO 1.8 - 1.05 m	1.8 mm	1.05 m	m,l	RT 818 105	20 m
KÖSTER TPO 1.8 - 0.75 m	1.8 mm	0.75 m	m,l	RT 818 075	20 m
KÖSTER TPO 1.8 - 0.525 m	1.8 mm	0.525 m	m,l	RT 818 052	20 m
KÖSTER TPO 1.8 - 0.35 m	1.8 mm	0.35 m	m,l	RT 818 035	20 m
KÖSTER TPO 1.8 - 0.25 m	1.8 mm	0.25 m	m,l	RT 818 025	20 m
KÖSTER TPO 2.0 - 2.10 m	2.0 mm	2.10 m	m,l	RT 820 210	20 m
KÖSTER TPO 2.0 - 1.50 m	2.0 mm	1.50 m	m,l	RT 820 150	20 m
KÖSTER TPO 2.0 - 1.05 m	2.0 mm	1.05 m	m,l	RT 820 105	20 m
KÖSTER TPO 2.0 - 0.75 m	2.0 mm	0.75 m	m,l	RT 820 075	20 m
KÖSTER TPO 2.0 - 0.525 m	2.0 mm	0.525 m	m,l	RT 820 052	20 m
KÖSTER TPO 2.0 - 0.35 m	2.0 mm	0.35 m	m,l	RT 820 035	20 m
KÖSTER TPO 2.0 - 0.25 m	2.0 mm	0.25 m	m,l	RT 820 025	20 m
KÖSTER TPO 2.0 W - 1.50 m	2.0 mm	1.50 m	m,l	RT 820 150 W	20 m

Roofing membrane with polyester fleece backing

Product name	Thickness	Width	Application	Article No.	Length
KÖSTER TPO 2.0 F - 1.50 m	2.0 mm	1.50 m	m,l,b	RT 820 150 F	20 m
KÖSTER TPO 2.0 F - 1.05 m	2.0 mm	1.05 m	m,l,b	RT 820 105 F	20 m
KÖSTER TPO 2.0 F - 0.525 m	2.0 mm	0.525 m	m,l,b	RT 820 052 F	20 m
KÖSTER TPO 2.0 F FR - 1.50 m	2.0 mm	1.50 m	m,l,b	RT 820 150 F FR	20 m
KÖSTER TPO 2.0 F FR - 1.05 m	2.0 mm	1.05 m	m,l,b	RT 820 105 F FR	20 m
KÖSTER TPO 2.0 F FR - 0.525 m	2.0 mm	0.525 m	m,l,b	RT 820 052 F FR	20 m
KÖSTER TPO 2.0 F W - 1.50 m	2.0 mm	1.50 m	m,l,b	RT 820 150 F W	20 m

Self-adhered TPO membrane with polyester fleece backing

Product name	Thickness	Width	Application	Article No.	Length
KÖSTER TPO 1.5 SK FR - 1.05 m	2.0 mm	1.50 m	sk	RT 815 105 SK FR	20 m
KÖSTER TPO 1.5 SK FR - 0.525 m	2.0 mm	0.525 m	sk	RT 815 052 SK FR	20 m

Unreinforced, homogenous TPO membrane

Product name	Thickness	Width	Application	Article No.	Length
KÖSTER TPO 2.0 U - 0.525 m	2.0 mm	0.525 m	u	RT 820 052 U	20 m

ECB membrane with embedded glass fleece

Product name	Thickness	Width	Application	Article No.	Length
KÖSTER ECB 2.0 - 2.10 m	2.0 mm	2.10 m	m,l	RE 820 210	20 m
KÖSTER ECB 2.0 - 1.50 m	2.0 mm	1.50 m	m,l	RE 820 150	20 m
KÖSTER ECB 2.0 - 1.05 m	2.0 mm	1.05 m	m,l	RE 820 105	20 m
KÖSTER ECB 2.0 - 0.75 m	2.0 mm	0.75 m	m,l	RE 820 075	20 m
KÖSTER ECB 2.0 - 0.525 m	2.0 mm	0.525 m	m,l	RE 820 052	20 m
KÖSTER ECB 2.0 - 0.35 m	2.0 mm	0.35 m	m,l	RE 820 035	20 m
KÖSTER ECB 2.0 - 0.25 m	2.0 mm	0.25 m	m,l	RE 820 025	20 m

ECB membrane with polyester fleece backing

Product name	Thickness	Width	Application	Article No.	Length
KÖSTER ECB 2.0 F - 2.10 m	2.0 mm	2.10 m	m,l,b	RE 820 210 F	20 m
KÖSTER ECB 2.0 F - 1.50 m	2.0 mm	1.50 m	m,l,b	RE 820 150 F	20 m
KÖSTER ECB 2.0 F - 1.05 m	2.0 mm	1.05 m	m,l,b	RE 820 105 F	20 m
KÖSTER ECB 2.0 F - 0.525 m	2.0 mm	0.525 m	m,l,b	RE 820 052 F	20 m

Unreinforced, homogenous ECB membrane

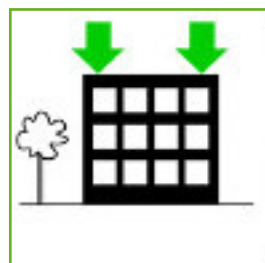
Product name	Thickness	Width	Application	Article No.	Length
KÖSTER ECB 2.0 U - 0.525 m	2.0 mm	0.525 m	u	RE 820 052 U	20 m

TPO waterproofing membranes

Product name	Thickness	Width	Application	Article No.	Length
KÖSTER TPO 1.5 Aqua - 1.5 m	1.5 mm	1.5 m	m	W 815 150 U	20 m
KÖSTER TPO 2.0 Aqua - 1.5 m	2.0 mm	1.5 m	m	W 820 150 U	20 m

Product program of KÖSTER TPO / ECB Accessories available separately per request.

Roofing membranes



Due to their position, roofs are exposed to considerable temperature and weather related stresses. The formation of cracks due to tension in the waterproofing layer can be the consequence. Safe retroactive waterproofing is required. It is vital to apply products which are characterized by great elasticity and high UV-resistance.

Roof waterproofing with mechanically fastened membranes

KÖSTER TPO Membrane

(RT 820) KÖSTER TPO 2.0

Alternatives

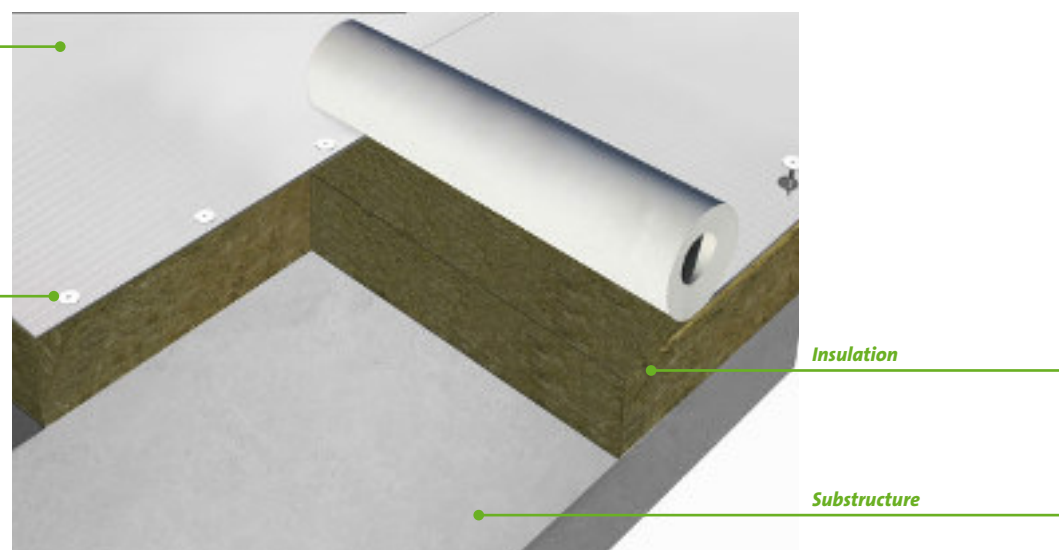
(RT 815) KÖSTER TPO 1.5

(RT 818) KÖSTER TPO 1.8

(RE 820) KÖSTER ECB 2.0

Supporting construction

See KÖSTER TPO / ECB accessories product range

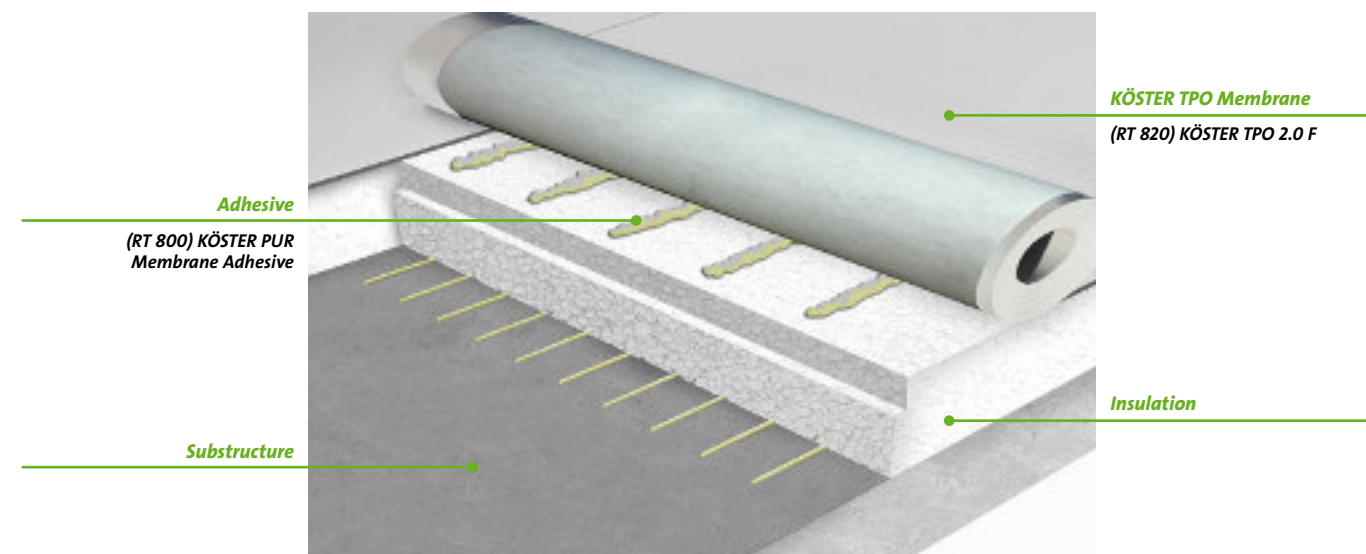


The most common method of installing TPO membranes is through mechanical fastening. The membrane is mechanically fastened to the roof structure, which can consist of either wooden sheathing, trapezoidal sheets, or a concrete slab. The membrane is generally fastened through the thermal insulation, which requires special fasteners. Overlapping the membranes prevents the penetration of water into the installation. Due to its great compatibility with various materials such as bitumen, the KÖSTER TPO Membrane is suitable for use in the renovation of roof waterproofing systems as well. For instance, the KÖSTER TPO Membrane can be directly fastened to the substructure without

having to remove the old waterproofing system as long as the substrate is intact and structural aspects do not indicate otherwise. Mechanical fastening allows for a quick installation and provides a high resistance to wind loads without placing an additional load upon the waterproofing system. Thus, the roof structure is comparatively light in weight. Furthermore, mechanical fastening guarantees that the membrane will not slip, even on pitched roofs. Mechanical fastening even makes a green roof on a pitched roof possible.

Always adhere to the specifications in the respective Technical Data Sheets.

Roof waterproofing with bonded membranes



Full surface adhesion to the substrate offers a time-saving installation. The KÖSTER TPO Membrane features a special fleece coating which increases the bonding of the KÖSTER PUR Membrane Adhesive. This results in a high adhesive strength and creates a perfect bond to the substrate. It is important that the substrate is suitable for a good adhesive bond. If necessary, an adhesive bridge can be applied. In addition, a wind load calculation must be carried out prior to the adhesion of the membrane in order to provide information about the amount of adhesive required and the alignment of the welding seams.

The KÖSTER PUR Membrane Adhesive is applied in strips to the substrate, the fleececoated KÖSTER TPO Membrane is unrolled, and the membrane is firmly pressed onto the substrate using a rubber hand roller. This enables the adhesive to be spread evenly and help achieve uniformity of the bond. When distributing the adhesive care must be taken to ensure that no material is applied to an area that is to be welded to another sheet.

Always adhere to the specifications in the respective Technical Data Sheets.

Roof waterproofing with loose-laid membranes (e. g. green roofs)

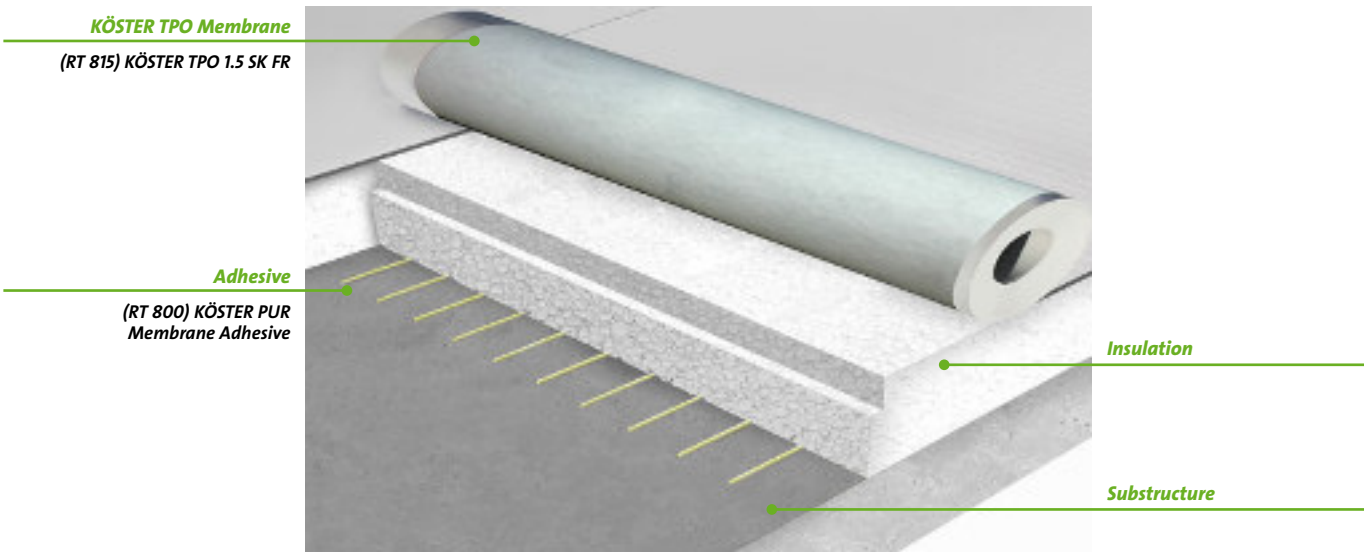


A quick and secure way to install KÖSTER TPO Membranes is through loose laying with ballast. Ballast can consist of either gravel, paving slabs, or even green roofs. Ballast helps protect the roofing membrane against wind loads and can accommodate a wide range of architectural styles. A special advantage of this installation method is

that the roofing membrane does not need to be mechanically fastened to the substrate. Due to the weight of the ballast, higher loads must be taken into consideration in the roof load calculation.

Always adhere to the specifications in the respective Technical Data Sheets.

Roof waterproofing with self-adhered membranes



The self-adhering layer guarantees immediate, long-term adhesion and provides maximum protection against wind suction forces. The safe and easy welding of the overlaps with a hot air gun complete the installation advantages of the KÖSTER TPO SK (FR) single layer roofing system. Hardly any other material is as well suited for the waterproofing of roofs as thermoplastic polyolefin (TPO).

KÖSTER TPO SK (FR) Roofing Membranes are hail resistant, UV-stable, and have a high cold flexibility down to - 50 °C. Additionally, an embedded glass fleece provides the membrane with high stability.

KÖSTER TPO SK (FR) Roofing Membranes are plasticizer-free and are compatible with all insulation types.

KÖSTER TPO SK (FR) Roofing Membranes are classified as B_{roof} (t1) and meet the requirements for “hard roofs” in accordance with DIN 4102-7. Moreover, KÖSTER TPO SK (FR) Roofing Membranes are suitable for installation directly over EPS insulation materials.



KÖSTER 21



Multi purpose waterproofing with excellent adhesion to dry and moist substrates. 2-component, solvent-free, elastic, crack bridging material. It is liquid applied and therefore seamless, which eases application to complicated details. Due to its UV stability it is suitable for indoor and outdoor use. The white color reflects sunlight and reduces building surface temperatures. The fast curing coating is highly flexible, resistant to occasional foot traffic, aging, hydrolysis, UV-rays, frost, and salt.

Consumption: Approx. 2.5 - 3.0 kg / m²

Article No.	Packaging
W 210 020	20 kg

KÖSTER Elastic Roof



Elastic, crack bridging, solvent free waterproofing for dry and slightly damp substrates. It is free of Volatile Organic Compounds, free of Polyurethanes, and free of Isocyanates. The fast drying foil-like coating is highly flexible, watertight, and water vapor permeable. The coating is resistant against ageing, hydrolysis, UV-rays, frost, and de-icing salts. The white color reflects heat. The application is easy and seamless.

Consumption: Total consumption approx. 1.25 to 1.5 kg / m² in two coats

R 238 015	15 kg
-----------	-------

KÖSTER Dachflex



Liquid applied, 1-component synthetic waterproofing for sloped roofs. KÖSTER Dachflex is a foil like coating, waterproof, water vapor permeable and can be colored. The material is highly elastic, quick drying, pasty, solvent-free and is also suitable for the repair of leaky flat roofs.

Consumption: Approx. 0.75 - 1.0 kg / m² per coating; Approx. 1.5 to 2.0 kg / m² total consumption.

R 260 020	20 kg
-----------	-------

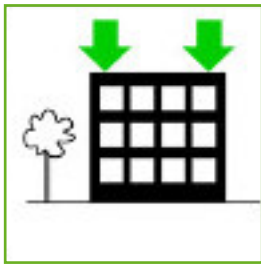
KÖSTER KSK ALU Strong



Cold applied self-adhesive synthetic / bitumen sealing membrane for the waterproofing of small, weather exposed roofs, garages and car ports. Applicable between + 12 °C and + 35 °C. KÖSTER KSK ALU Strong does not require hot air or propane gas welding for its application. It is laminated and with a coarse grain embossed, UV resistant aluminum foil which is coated with a grey protective finish on the top side. For additional reinforcement a highly tear resistant fabric is embedded. Placement of a gravel layer on top of the membrane after installation is not required.


R 817 105 AS	10.5 m²
--------------	---------

Roof waterproofing



Due to their position, roofs are exposed to considerable temperature and weather related stresses. The formation of cracks due to tension in the waterproofing layer can be the consequence. Safe retroactive waterproofing is required. It is vital to apply products which are characterized by great elasticity and high UV-resistance.

Liquid applied roof waterproofing



Fillet

(W 532) KÖSTER WP Mortar

Waterproofing layer

(W 238) KÖSTER Elastic Roof

(W 210) KÖSTER 21

Reinforcement layer

(W 450) KÖSTER Flex Fabric

Primer

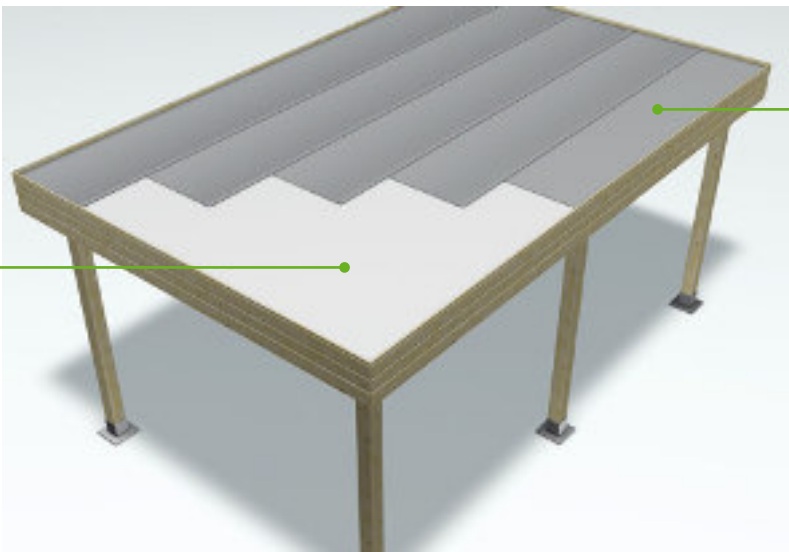
(M 111) KÖSTER Polysil TG 500

Concrete roofs are often difficult to waterproof with membranes due to numerous penetrations and complex geometry. KÖSTER Elastic Roof is a liquid applied elastic waterproofing for roofs. It is UV resistant, white and crack bridging. The product does not contain solvents and allows an easy, seamless application.

KÖSTER Elastic Roof is directly applied onto the prepared concrete substrate by roller or spraying. It has very good adhesion to itself (important for overlapping and easy repair) and even damp substrates. Absorbent substrates are primed with KÖSTER Polysil TG 500.

Always adhere to the specifications in the respective Technical Data Sheets.

Roof waterproofing with cold self-adhesive sealing membranes



Waterproofing layer

(R 817) KÖSTER KSK ALU Strong

Primer

(W 245) KÖSTER KBE Liquid Film

Smaller roofs on non residential buildings can quickly and easily be waterproofed with the cold self-adhesive sealing membrane KÖSTER KSK ALU Strong. The clean and dry substrate is primed with KÖSTER KBE Liquid Film. KÖSTER KSK ALU Strong is applied onto the dry and primed roof area. Membranes have to overlap a min. of 10 cm on each side. Connections, penetrations and overlaps are sealed with KÖSTER KBE Liquid Film.

Always adhere to the specifications in the respective Technical Data Sheets.



X Accessories

X

KÖSTER
Universal Cleaner



Solvent free cleaning agent for bituminous materials and epoxy resins.

Consumption: as needed

Article No. X 910 010
Packaging 10 l

KÖSTER
Drill Stirrer



Special stirrer for mixing 2-component polymer modified bitumen thick film sealants, e.g. KÖSTER Deuxan 2C and KÖSTER Bikuthan 2C.

Round connector Ø 12 mm for chuck

X 911 001
Piece

KÖSTER
Ring Spanner



For easy opening and closing of 10 l and 30 l jerrycans.

X 916 001
Piece

KÖSTER
Diagnosis Case



The KÖSTER Diagnosis case allows for the on site testing of common salts (chlorides, nitrates, sulfates). The case contains all necessary tools for taking samples and sample preparation as well as for the execution of the analysis including a small digital hand scale. Also included with the case are work instructions, a notepad, and a pen for documentation.








X 919 001
Piece

KÖSTER
Rubber Gloves



Robust, smooth gloves for applying of KÖSTER waterproofing slurries.

X 920 001
Pair

		Article No.	Packaging			Article No.	Packaging
KÖSTER <i>Cleaning tissue</i>	For cleaning tools.	X 985 001	10 kg package	KÖSTER <i>Mortar Stirrer</i>	For the KÖSTER Single Paddle Mixer. Suitable for mixing thick and paste-like materials, restoration plasters, adhesives, mortars, tile adhesives, etc. Threaded M14 connector	X 997 001	Piece
							
KÖSTER <i>Spatula</i>	For the application of KÖSTER KB-Flex 200 Sealing Paste, etc.	X 986 001 (20 mm)	Piece	KÖSTER <i>Mortar Stirrer Set</i>	For the KÖSTER Double Paddle Mixer. The set consists of one right-handed and one left-handed mortar stirrer.	X 998 001	Piece
		X 987 001 (50 mm)	Piece				
KÖSTER <i>Single Paddle Mixer</i>	Electric multi-purpose mixer for materials with low and high viscosity. 1300 Watt, 220 V, stagelessly adjustable. Delivered including mortar stirrer and disc stirrer.	X 991 001	Piece				
							
KÖSTER <i>Double Paddle Mixer</i>	Electric compulsory mixer, especially suitable for paste-like and highly viscous mortars, plasters, adhesives, bitumen, etc. 1400 Watt, 220 V, delivered including mortar stirrer.	X 992 001	Piece				
							
KÖSTER <i>Disc Stirrer</i>	For the KÖSTER Single Paddle Mixer. With ring, suitable for the mixing of self-leveling screeds, sealing slurries, injection mortars, etc. Threaded M14 connector	X 996 001	Piece				
							

Search

Index

Symbols

1C Injection Pump 57
2 IN 1 50, 52
21 10
310 ml cartridges 101

A

acrylic gel 52
Acrylic Gel Pump 58
Acrylic Paint 112
Active leakages 15
adhesive 99
against flowing water 100
Analyzing crack movements 55
area injection of masonry 52

B

Balcony restoration 70
Ball Valve 57
Base waterproofing 12
BD 50 108
BD 50 Primer 108
BD Flex-Band K 120 108
BD Flexible Tile Adhesive 108
BD Floor Sleeve 109
BD Inside Corner 108
BDM 73
BD Outside Corner 109
BD Wall Sleeve 109
BE Rainproof 14
Betomor Multi A 70
Bikuthan 1C 13
Bikuthan 2C 12
Bitumen Emulsion 9
Bitumen free waterproofing 12
Bitumen Primer 9
bonding bridge 70
Bridge Coat 86
Brush for Liquids 18
Brush for Slurries 18
BS 1 Bitumen Paste 14
Butyl Fix-Tape Fleece 17

C

Cable penetration 100
Capillary Rods 43
Carbonation 73
Caulking Gun 101
C-Coat 71
CFR 1 10
Cleaning agent 53
Cleaning Brush 59
Cleaning tissue 126
CMC 86
coarse mortar 70
Coarse Sieve 57
Cold applied waterproofing 17
Color-Chips 87, 88
Concrete primer 38
Connecting Hose and Nozzle 101
Construction Resin 83, 84
Corrosion Protection 86
Crack stitching 51
Cream 39
Crisin 76 Concentrate 40
Crisin 76 Cream 39
Crystallizing waterproofing 11
CT 121 83
CT 221 84
curtain injection 52

D

de-airing floor coatings 88
Deuxan 2C 13
Deuxan Professional 13
Dew point for coatings 89
Diagnosis Case 125
Diffusion-open plaster 40
DIN 18 195 13
DIN EN 998-1 41

DIN EN 1504-2 10
DIN EN 15814 13
Disc Stirrer 126
Distributor Lance 55
Double Paddle Mixer 126
Drill Stirrer 125
drinking water 11
Drive in aid for Impact Packer 12 54
Drive in aid for Lamella Packer 54
dry cracks 50

E

elastic foam 50
electrical pump 57
EM-VS 83
Epoxy mortar 86
ESD 175 83
ESD 275 85
ESD 475 87
ESD 476 87
External basement waterproofing 12, 13

F

Façade Cleaning Cream 112
Façade Cream 112
fine filler 70
Fine Plaster 40
Fine Sieve 57
Fix-Tape 10 Alu 16
Fix-Tape 15 DS 16
Fix-Tape 15 SY 17
Flex Fabric 14
Foot Pump 59
Formstable joint sealant 99
FS Primer 2C 99

G

Gauging rake 88
gel 52
Gel Hose 56
Gel Pump 56
Glass Fiber Mesh 14
Grip Head 59

H

Hand-Pistole 101
Hand Pump with manometer 58
Hand Pump without manometer 58
HP Material Hose 57
Hydrosilicate Adhesive SK 38
Hydrosilicate Board 42
Hydrosilicate Tapered Board 42

I

immobilize salts 9
Impact Packer 12 53
Impact Packer 18 Adapter 54
IN 1 50
IN 2 50
IN 3 50
IN 4 51
IN 5 51
IN 7 51
Injection barrier 53
Injection cream 39
Injection grout 52
Injection Gun 57
Injection Lance 55
injection pump 56
Injection resin 50
Injection Whip 56, 58
Injection Gel G4 52, 65
Injection Gel J4 53
Injection Gel S4 52, 64, 65
Installation Tool for Capillary Rods 42

J

JOINT SEALANT APPLICATION 99
Joint Sealant FS-H 99
Joint Sealant FS-V 99

Joint Tape 20 100
Joint Tape 30 100

K

KBE Liquid Film 12
KB-FIX 1 71
KB-FIX 5 71
KB-Flex 200 100
KB-Pox Adhesive 99
KB-Pox IN 51
KB-Pox Thickening Agent 88
KD 1 Base 10
KD 2 Blitz
Powder 15
KD 3 Sealer 13
KD System 10
KÖSTER 21 10
KÖSTER Drill Hole Cleaner 43
KSK ALU 15 17
KSK Primer BL 9
KSK SY 15 17

L

Lamella Impact Packer 54
leveling layer 78
LF-VL 85
Liquid roof waterproofing 10
Loka Hand Pump 58
Low viscous injection resin 51

M

Manometer 56, 57
Manual membrane pump 58
Masonry primer 38
masonry restoration 38
Masonry Packer 53
Material Hopper 57
Mautrol 2C 39
Mautrol Borehole Suspension 38
Mautrol Flex 2C 39
Mautrol Liquid Sealant 39
Mautrol Liquid Sealant Cartridge 39
MF 1 113
Micro Grout 1C 52
mineral underlayment 78
mineral underlayment for wooden floors 79
Mixhead 56
Mortar stirrer 127
Multi purpose mortar 70
multi purpose waterproofing 10

N

NB 1 Fast 11
NB 1 Flex 16
NB 1 Grey 11
NB 2 White 11
NB 4000 12
NB Elastic Grey 11
NB Elastic White 12
negative side waterproofing 11
Nonporous substrates 79

O

One-day-site Packer 55
OS 8 System 84
osmotic action 84

P

Peristaltic Pump 19
Pipe openings 100
Plastic packer 53
PMBC 13
Pneumatic pump 58
Polysil TG 500 9, 38
Primer 38
Protecting the waterproofing layer 14
Protection and Drainage Sheet 3-400 17, 18
Protimeter 43
PS Flex 86
pump 56

PUR Cleaner 53
PUR Gel 52

Q

Quarzsand 88
Quellband 100

R

Repair Mortar 15
Repair Mortar NC 72
Repair Mortar Plus 15
Resin Mixer 59
Resin Roller 88
Restoration Plaster 1 Grey 40
Restoration Plaster 2 Fast 41
Restoration Plaster 2 Light 41
Restoration Plaster 2 White 41
Restoration Plaster Key Coarse 38
restores structural integrity 51
Ring wrench 125
rising damp 40
roller 88
Roofing Nails 19
Rubber Gloves 125

S

salt burdened substrates 41
salt efflorescence 38
Salt in masonry 40
salt-resistant restoration plaster 41
SB Bonding Emulsion 16
screw packer 55
SD Edge Profile 18
SD Fixing Element 18
Sealant for pipe and cable penetrations 100
self levelling 78
Self Levelling joint sealant 99
Service Box 19
Sewer and Shaft Mortar 72
Silicone Paint White 112
Siloxan 112
Single component 13
Single Paddle Mixer 126
slab waterproofing 13
SL Flex 79
Slide Coupling 56
SL Premium 78
SL Primer 78
SL Protect 79
solid body resin 50
Spatula 126
Special Caulking Gun 101
Spiked Roller 88
spray applied 13
Squeegee 89
structural bonding 51
substrate 38
substrate preparation 9, 38
Substrate preparation 89
Suction Angle 42
Superpacker 54
Swimming pool installation 100
Swivel-joint 56

T

thermal bridges 48
Thermoplastic tape 100
TS transparent 87
Turbo Binding Agent 72
Turbo F 71
Turbo M 71
Turbo Retarding Agent 73
Turbo Super Plasticizer 72

U

UC 100 85
UC 200 85
UC 300 85
UC Pigment Paste 87
Underlayment with high chemical resistance 79

Universal Cleaner 125
unsealed interior concrete floors 84

V

VAP I 06 78
VAP I 2000 84
VAP I 2000 FS 84
VAP I 2000 UFS 84
Vapor barrier 84
vapor tight flooring 84
VE 86
VGM Fast 78

W

Water Hose 56
Waterproofing against Radon 13
Waterproofing balconies/terraces 10
waterproofing of tanks 11
Waterproofing on bitumen 10
Waterstop 16
wet cracks 50
wicking moisture 40
WP Mortar 15
WTA certified 41

Z

Z 1 70
Z 2 70

KÖSTER waterproofing products – guaranteed safe

Decades of experience and the high quality of our products has made us a reliable partner on the construction site. Our wide product range includes well-engineered, patented waterproofing products and systems for every possible problem with pressurized or non pressurized water.

Every KÖSTER product meets state of the art research and development and is subject to permanent product and quality control. Test certificates from numerous institutes confirm the high quality of our waterproofing materials.

KÖSTER waterproofing materials – quality you can rely on.



WATCH VIDEOS OF OUR PRODUCTS IN ACTION!



PRODUCT VIDEOS

Find out how easily very difficult waterproofing problems can be solved using KÖSTER products.

 youtube.com/KoesterBauchemieAG

Phone: +49 4941 9709-0 | Fax: +49 4941 9709-40
info@koester.eu | www.koester.eu

KÖSTER
Waterproofing Systems



Terms and conditions of business, supply and payment of KÖSTER BAUCHEMIE AG

I. General

1. The following terms and conditions of supply and payment apply to the entire business relationship with our customers. The purchaser accepts them as binding on them in respect of the current contract and also for all future transactions. Any alternative agreement requires our written confirmation. The purchaser asserts no purchase terms of their own. They also do not become part of the contractual terms and conditions by consequence of our non-communication or supply.

II. Quotation and supply

1. Our quotations are non-binding.

2. If we are prevented by a hindrance from fulfilling the contract on time by procurement, manufacturing or supply failures – on our part or on the part of our suppliers – e.g. due to an energy shortage, traffic disruption, strike action or lockout, the supply period is extended accordingly. The purchaser can only withdraw from the contract if, on expiry of the extended term, they set us a final deadline in writing. Withdrawal can only be made if we have not fulfilled within the final deadline and withdrawal is notified in written form.

3. If our fulfillment of the contract is made partially or completely impossible for the reasons stated in paragraph 2, we are released from our supply obligation.

4. We will inform the purchaser immediately of the hindrance under paragraph 2 and the impossibility under paragraph 3.

5. Compensation claims by the purchaser arising from delay or non-fulfillment are excluded, to the extent that malicious intent or gross negligence on our part is not proven.

6. If the purchaser is in default of payment in respect to an earlier supply, we are entitled to withhold supplies without obligation to compensate for any loss caused.

7. We are entitled to make part supply.

III. Prices

1. Invoices are raised at prices applicable at the date of the supply, if no special agreement has been made in this regard. If, in the case of a forward order or a make-and-hold order, only a part of the agreed quantity is accepted during the agreed period, we are entitled, at our discretion, either to invoice the supplied amount at the price applicable to that lot-size or to supply the quantity not called upon and raise an invoice.

2. If, in exceptional circumstances, we agree to a return of goods, we will invoice 20% of the net goods value to cover our costs. Generally, we do not accept the return of non-standard supplies

IV. Payment

1. Our invoices fall due for payment immediately after receipt of the invoice. However, we reserve the right, in individual cases, to agree to other payment terms at the time the contract is entered into. Default arises immediately after receipt of the invoice. In this regard, the invoice is deemed to be received three days after the date of the invoice, unless the recipient proves a later date of receipt.

2. In the case of default of payment on the part of the purchaser, we are entitled to charge default interest after the occurrence of default in accordance with generally agreed terms of business. A charge of EUR 15.00 per payment reminder is raised after the occurrence of default.

3. We reserve the right to decide on the acceptance of cheques and bills of exchange on a case-by-case basis. They are only accepted on account of payment. The credit is made under the normal reservations. For bills of exchange, we charge the normal bank discount and collection charges. We do not undertake any guarantee for the correct timing of encashment or remonstrance.

4. In circumstances where a bill of exchange or cheque is not cashed on time or circumstances arise regarding the purchaser, which, in our view, no longer warrant the granting of credit, we can determine the whole amount due to us as falling due immediately – even if bills of exchange or cheques have been provided in respect of it.

5. Only persons with our written power of collection are entitled to receive payments with the issue of one of our receipt forms.

6. The purchaser can only assert a right of retention, if it relates to the same contractual relationship. The purchaser is only entitled to an offset if we have recognized the opposing amount due or it has been legally recognized.

7. If the purchaser gets into default with an invoice, and the value of this invoice reaches a significant amount for the business relationship, all receivables of this business relationship fall due immediately independent of any acceptance of bills of exchange. We are furthermore entitled to demand prepayment before any future delivery.

8. If the default is not dispelled within an acceptable final deadline, we are entitled to withdraw from the contract or to demand compensation due to non-fulfillment. This applies in particular to agreed but not delivered follow-up business. In circumstances where information arises regarding the purchaser, which in our view, no longer warrant the granting of credit, we are entitled, apart from before made agreements, to demand prepayment or payment on delivery of the material. The purchaser is entitled to provide security for bills receivable.

V. Retention of title

1. The goods remain our property until the payment of all, including future, amounts due to us arising as a result of our business relationship with the purchaser. This also includes conditional amounts receivable.

2. In the case of a processing or a combining of the goods subject to reservation of title with other items not belonging to us, we are entitled to a co-ownership share in the new item in the amount of the sales price invoiced to the purchaser including value added tax or other sales taxes. The purchaser holds the item in custody for us free of charge.

3. The purchaser may sell the goods subject to retention of title as part of orderly business activities, but only under terms of immediate payment or reservation of title; they are not entitled to provide other entitlements, in particular, the granting of security or a pledge.

4. The purchaser assigns to us the amount from his receivable with all ancillary rights from the onward sale of the goods subject to retention of title that corresponds with our invoice price inclusive of value added tax or other sales taxes.

5. Where the receivables of the purchaser from the onward sale are received into a current account, the purchaser also assigns herewith his receivable from their customer from the current account. The assignment is made at the amount that we invoiced to them for the

goods resold subject to retention of title inclusive of value added tax or other sales taxes.

6. Subject to revocation, the purchaser is entitled to collect the receivables assigned to us. The assignment or pledging of these receivables is only permitted with our written agreement. Where circumstances arise in relation to the purchaser, which in our view, no longer warrant the granting of credit, at our request, the purchaser is to inform the debtors in writing of the assignment, to provide us with all information and make available and send us documentation. For this purpose, the purchaser is to grant us access, where necessary, to their documents in this respect.

7. In the case of the existence of the circumstances stated in para. 6, sentence 3, the purchaser must grant us access to the goods subject to the reservation of title still in their possession, to send us an accurate list of the goods, to separate the goods and release them to us.

8. If the value of this security exceeds the amount of our receivables by more than 20%, we will release the security to that extent, at the request of the purchaser and our discretion.

9. The purchaser is to inform us immediately in writing of the access of third parties to the goods subject to retention of title or the receivables assigned to us and to support us in intervention in every way.

10. The purchaser bears all of the costs for the fulfillment of the aforementioned cooperation obligations in the pursuit of all rights from the retention of title as well as all costs incurred in the preservation and storage of the goods.

VI. Packaging and dispatch

1. Packaging follows normal commercial practices relevant to the goods. Special packaging and replacement packaging is charged at cost price. Supply is made by forward freight from the factory.

VII. Transfer of risk

1. Risk is transferred to the purchaser as soon as the goods leave our factory or warehouse. All supplies, including any returns, travel at the risk of the purchaser.

2. Our supplies are not insured against damage whilst in transport.

VIII. Responsibility for defects and compensation

1. The goods are supplied in the quality and finish as is normal for us at the time of the supply.

2. Our supplies are to be checked for correctness on receipt. Under or incorrect supplies as well as any defects can only be objected to within 14 days following receipt. Delayed notification of defects does not bring about any entitlement against us. This also applies in respect of non-evident defects, if the purchaser is a merchant.

3. Advice from our employees does not release the purchaser from their own examination of the product with regard to its suitability for its intended purpose and from the observation of the processing requirements of the manufacturer. In addition, technical application advice from our employees, processing instructions, consumption quantities etc., are only general guidelines and do not give rise to a contractual legal relationship or an additional obligation from the purchase contract. No liability arises from such activities. Consumption quantities in our technical leaflets are average values based on experience. Over or under consumption on specific objects do not initiate any rights or claims.

4. The guarantee obligation lapses if changes to the goods supplied have been carried out by the other party or if the purchaser does not immediately comply with our request for the return of the goods subject to complaint. It also lapses if the complete settlement of our invoices does not take place within the contractual or agreed period of credit.

5. If the goods supplied by us are faulty and we are notified within the time limit, we will replace the faulty goods without charge. In the absence of a replacement supply, the purchaser can withdraw from the contract. In the case of a complaint on the grounds of quality, a sample is to be submitted for examination, as appropriate.

6. Our guarantee obligation ends with the term as per law of the country to which the products sold, at maximum five years. Longer guarantee periods are only binding if they have been confirmed by us in writing. In the case of any such extended guarantee, only the entitlement to the replacement of defective materials exists and not the refunding of costs of consequential damage, labor and handling or other compensation claims. To the extent that we grant the recognition of a defect – after the expiry of the guarantee under sentence 1 – we have the discretion of making an additional supply of the same, defect free materials at no cost or refunding the purchase price paid at the time, excluding ancillary costs such as freight.

7. Our liability is unlimited in cases of damages arising from injury to life, body or health and in all cases of damages caused intentionally or by gross negligence. Similarly our liability is unlimited for damages due to fraudulent concealment of a defect, for defects after having been given a guarantee, for damages covered under the German Product Liability Act (Produkthaftungsgesetz) and in all other cases established by law.

8. Claims for defects do not exist upon negligible difference to the agreed condition, upon negligible nuisance of usability, upon natural abrasion or damages which were caused after the transfer of risk due to faulty or negligent handling, inappropriate stocking or transport or which arise from particular outer influences which are not preconditioned by the contract. If the purchaser or a third party carry out any inappropriate modifications no claims arise hence nor for any subsequent consequences.

9. Contribution claims of the purchaser against the supplier do only exist insofar as the purchaser has not made any agreements with their customer that exceed legal defect claims.

10. All other claims, including compensation claims, by the purchaser against us on the grounds of the supply of defective goods are excluded. Nonetheless, should, on any grounds, a recovery of damages come into consideration, the purchase price of the consumed quantity applies as the maximum amount of the claim.

IX. Other compensation claims

All other claims for compensation by the purchaser against us – irrespective of legal grounds – are excluded, to the extent that malicious intent or gross negligence on our part is not proven.

X. Validity

Should any of these individual clauses – irrespective of the cause – not be operable, the validity of the remaining clauses is not affected as a result.

XI. Place of jurisdiction

The place of jurisdiction for all disputes arising in connection with the contractual relationship – including withdrawal – is Aurich, Germany.



Service you can rely on:



With our world-wide service and distribution network, we can offer you professional advice and technical support immediately and on the spot.

Your required waterproofing materials can be delivered promptly and will protect your property efficiently and lastingly.

For further information, please contact:

KÖSTER
WaterproofingSystems



**DEUTSCHE
BAUCHEMIE**



KÖSTER BAUCHEMIE AG | Dieselstraße 1–10 | D-26607 Aurich
Phone: + 49 (4941) 9709-0 | Fax: + 49 (4941) 9709-40 | info@koster.eu | www.koster.eu

Unauthorized duplication forbidden